

Catalogue

WOW!

World of Weller®



Uranusz
Szerszám Kereskedőház Kft.

1103 Budapest, Noszly u. 16/b.

info@uranusz.hu

www.uranusz.hu

T: +36 1 260 30 30 Fax: +36 1 260 60 83





Weller®

Page 06 – Seite 219

Soldering, Microtools, Desoldering, Hot Air, Rework, Fume Extraction, Electronic Screwdrivers, Dispensing Systems, Accessories, etc.



Erem®

Page 220 – Seite 323

Tweezers, Cutters, Pliers, EROP, Stripping Tools, Kits, etc.



Xcelite®

Page 324 – Seite 341

Knives, Cutters, Screwdrivers, Kits, etc.



Soldering

General Information	6 – 11
Weller - trusted technology	6 – 7
Heating Element Technology	8 – 9
Selection Tool for Soldering irons	10 – 11
Why Fume Extraction ?	92 – 93
Solutions for Fume Extraction – For clean air	94 – 95
Recommended treatment of Soldering Tips	154 – 155

Soldering Stations	12 – 41
WX Soldering Stations (Overview page 12 – 14)	12 – 19
Soldering Station (Overview page 20 – 22)	20 – 29
Special Applications	
- For use with solder robots	30 – 33
- For use with inert gas	34 – 35
- Solder Feeder Systems	36 – 37
- Mobile Soldering	38 – 41

Rework

Rework	42 – 49
Soldering, Desoldering and Hot Air (Overview page Seite 42-45)	



Desoldering

Soldering and Desoldering Stations (Overview page 50 – 53)	50 – 57
---	----------------



Hot Air

Hot Air Stations (Overview page 58 – 61)	58 – 67
---	----------------



Repair

BGA/QFP Repair	68 – 77
-----------------------	----------------



Accessories

Accessories	78–91
Temperatur Measuring and Calibration	78 – 79
Preheating Plates	80 – 81
PCB Board Holders	82 – 83
Soldering Bathes	84
Thermal Stripping Tools	85
Manual Desoldering Pumps	86
Vacuum Pen / Solder Dispenser	87
Accessories Cleaning Tools	88 – 91
Weller Overview Safety Rests	132



Fume Extraction

Fume Extraction (General Information page 92 – 94)	92 – 131
Volume Extraction (Overview page 96 – 97)	96 – 105
Accessories	106 – 111
Accessories Installation	112 – 115
Accessories Filter	116 – 118
Pipe System 75	119
Tip Extraction (Overview page 120–121)	120 – 131
Accessories	124 – 125



Fume Extraction

Accessories Filter	126 – 127
Pipe System 50	127
Accessories Installation	128 – 129
Safety Rests	130 – 131

Soldering Irons

Soldering / Desoldering / Hot Air Irons	134 – 153
Soldering iron with different heating technologies	
Active Tip	134 – 135
Fast Response	136 – 139
Silver Line	140 – 143
Magnastat Soldering Irons	144 – 145
Unregulated Line Voltage Soldering Irons	146 – 147
Desoldering Irons and Tweezers	148 – 151
Hot Air Irons	152 – 153



Soldering Tips

Soldering Tips	154 – 195
Soldering Tips (Overview page 156 – 157)	154 – 183
Nozzles (Overview page Seite 156 – 157)	184 – 187
Hot Air Nozzles (Overview page Seite 156 – 157)	188 – 194



Electric Screwdrivers

Electric Screwdrivers (Overview page 196 – 197)	196 – 211
Control Unit	200
Electric Screwdriver	201
Accessories	202 – 203
Bits and Knives	204 – 210



Dispensing Systems

Dispensers (Overview page 212 – 213)	212 – 219
Dispensers	212 – 214
Wands	215
Accessories / Needles	216 – 219


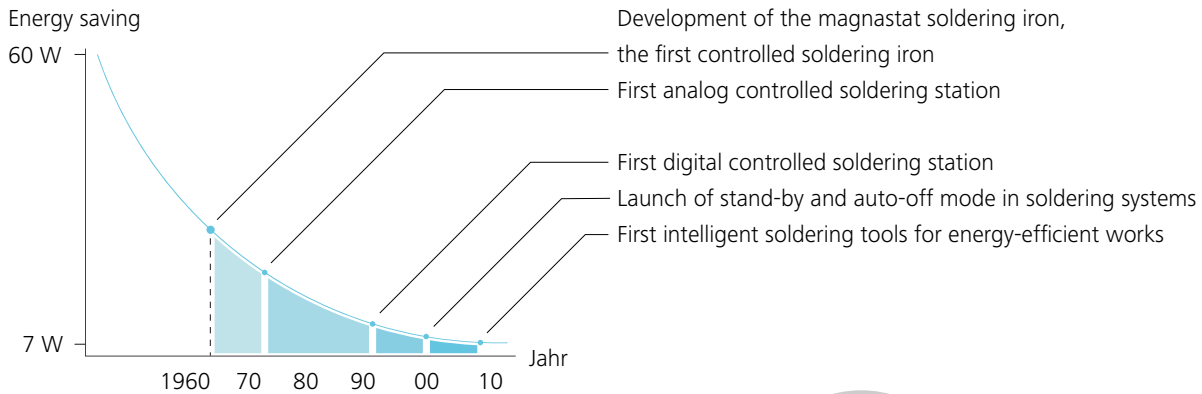
EREM

Erem (Erem Index page 220)	220 – 323
-----------------------------------	------------------

Xcelite

Xcelite	324 – 341
----------------	------------------


Energy efficient soldering stations



- Use of the latest mechanical and electronical technology
- Fast reaction and recovery time
- Automatic tool recognition, classification of parameter
- Micro processor controlled PID control
- Precise settings
- No calibration needed for Weller soldering units

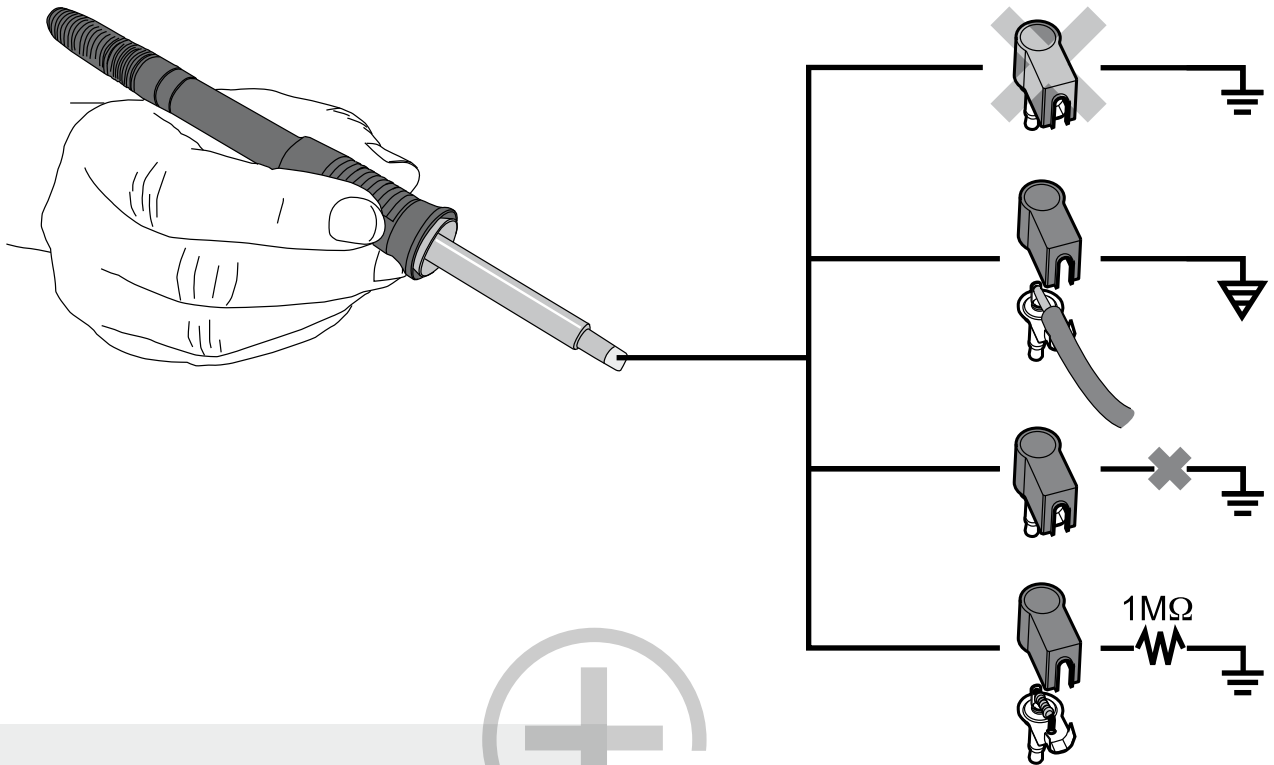


ESD



- Weller soldering stations don't need to be calibrated. Parts of the Weller heating element which determine the temperature have continuously the same physical material characteristics and do not change during use.
- Electronic control units do not wear out. Closed Temperature regulation loop and high quality sensor & control technology assure temperature stability of the soldering tool during its life time. According to IPC J-STD001 D and DIN EN 61191-1
- If higher accuracy than these standards is required, fine adjustment is possible.
- ESD safe design and workplace.

Weller is unique



All Weller soldering station (except WTCP and WSM 1C) are equipped with an unique possibility of an equipotential bonding.

- a) Hard grounded without plug (original delivery)
- b) Equipotential bonding: with plug, compensating line on center contact
- c) Potential free: with plug
- d) Soft grounded: with plug and soldered resistor grounded via selected resistor



Heating Element Technology

3 Heating Element Technologies for outstanding soldering results...

Weller Heating Element Technology in comparison

Sensor position

„Silver Line“ WSP 80/WP80

„Fast Response“ WP 120

„Active Tips“ WMRP



Active-Tip Technology



- Optimal heat transfer and sensor technology
- Fast and easy tip exchange
- Optimal reaction time
- Extremely short heat up time 100°C/sec

The optimum for soldering applications

An optimal technology where heating element and sensor technology are integrated in the soldering tip. By lowering the soldering joint temperature a fast reaction time is given. These tools bring performance to the solder joint.



„Active Tip“ Technology

- Heating element and soldering tip are one unit
- Optimal sensor technology and heat transfer



Fast-Response Technology



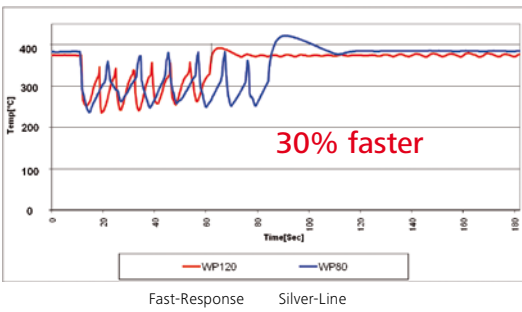
- Cost effective changeable soldering tips
- Maximum heat transfer
- Heating element with an optimized sensor position
- Fast reaction time

The alternative

These soldering tools are an alternative to the Active Tip Technology. Maximum performance and cost effective soldering tips.

„Fast response“ Technology

- Tip design with shank adapted to the sensor position
- Sensor position (conical) optimized



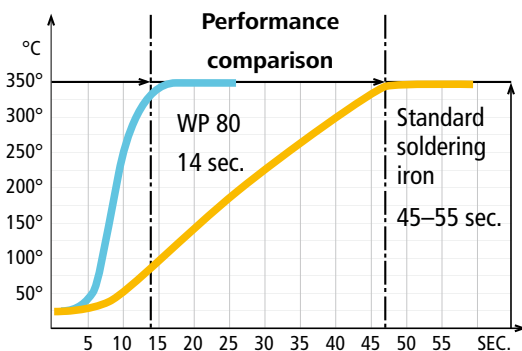
Silver-Line Technology



- For universal applications
- Effective heat transfer
- Wide range of soldering tips

„Silver Line“ Heating Technology

- High quality heating element core
- Cost effective soldering tips



Selection Tool for Soldering irons



Soldering surface (mm²)


Small

Medium

▲ = Required Tool

△ = also usable

(*) = All stations from 80 W (except WX stations)




Large



Extra Large

Soldering Stations

Unbelievable: This Weller workstation will save as much power as a single-person household uses in a whole year.



Only 1 power unit needed – Benchtop Controller

- Easy monitoring of workplace - WX station is benchtop controller
- RS232 Connection for controlling the preheating plate and the fume extraction unit
- Digital and optical decoupled interface for SPS (e.g. robot applications)
- USB interface






Simpel and precise soldering processes

- Fast, intuitive and multi-langual touch screen handling
- Simultanuou operation of 2 tools with a max. performance of 255 W possible
- Constant, excellent soldering results by stabel contact pressure thanks to an optimized, spring-loaded barrel
- Save key data on the tool.
Visual process control via blue LED light



Protection of human beings and environment

- Weller Fume Extraction Systems protect operators from fine particles and gases.
- Energy effective by stand-by mode of the soldering units. Enlarged life time of products. .



Cost- / Energy savings

- Cost effective soldering tips and low following costs for high efficient and constant energytransfer.
- Energy saving by stand-by respectively Auto-off mode.

Soldering Stations



WX 1

- max. power supply 200 W



WX 2

- max. power supply 200 W (255 W)

Fast Response



WX
compatible



WXP 65
XNT Soldering tips

WX
compatible



WXP 120
XT Soldering tips

WX
compatible



WXP 200
XHT Soldering tips

Active Tip



WX
compatible



WXMP
RT Soldering tips

WX
compatible



WXMT
RTW Desoldering tips

Preheating plates

WX
compatible



- WHP 1000
- WHP 3000
600 W
- WHP 3000
1200 W
- WHP 200
200 W

Fume extraction

WX
compatible



- WFE 2S
- WFE 4S
- WFE 20D

Technical Data



WX 1



WX 2

Dimension L x B x H	170 x 151 x 130 mm (6,69 x 5,94 x 5,12 inch)	
Weight	ca. 3,2 kg	
Channels	1	2
Power supply	230 V 50 Hz	
Power consumption	200 W	200 W (255 W)
Protection class	I	
Temperature range	Adjustable 50–550 °C (150–999 °F); adjustable temperature range varies among tools	
Temperature accuracy	± 9 °C (± 17 °F)	
Temperature stability	± 2 °C (± 4 °F)	
Equipotential bonding	Via 3,5 mm pawl socket on back of device	
Material touch panel	Made of antistatic coated material	
Dimensions touch panel	74 x 38 mm	
Resolution	255 x 127 (128) dots	
Display backlighting	yes	
Equipotential bonding	<p>The 3.5 mm switch box offers four different options:</p> <ul style="list-style-type: none"> a) Hard grounded without plug (original delivery) b) Equipotential bonding: with plug, compensating line on center contact c) Potential free: with plug d) Soft grounded: with plug and soldered resistor grounded via selected resistor 	
USB-interface	USB interface in front for firmware updates, parameterization and monitoring USB interface supports all standard USB flash drive types	
ESD safe	yes	yes
Order-no.	T005 34 176 99	T005 34 206 99

Soldering Stations



- Cost savings because only one power unit is needed for different applications
- Use as benchtop controller saves energy
- Lowering the running costs by enlarged tip lifetimes
- Reduction of rework due to optimized tool use and correct working temperature
- ESD safe




The Weller multi tool principle different tools can be connected to the power unit. The intelligent WX tools can be parameterized by means that the parameters are saved individually to the soldering tool. So these tools are connectable to every WX power unit. This saves a lot of time at the workplace. Intelligent power management allows a max. power of 200 W (255 W). A simultaneous use of different tools is possible. For your overview, all active tools can be seen in the display and a LED ringlight show the working status.



WX 2020 Set

- Power unit WX 2 with 2 channels, 2 soldering irons WXP 120

 **XT Soldering tip series**
page 162/163

Order-no.	Model	Description
T005 34 216 99	WX 2020 Set	Power unit with 2 channels 200 W / 230 V
Scope of supply:		
1 T005 34 206 99	WX 2	Power unit, 200 W (255 W)
2 T005 29 201 99	2 x WXP 120	Soldering iron 120 W, 24 V with Fast Response Technology
3 T005 44 704 99	2 x XT B	Standard tip XT B, Chisel 2,4 x 0,8 mm
4 T005 15 121 99	2 x WDH 10	Safety rest with brass wool

WX 2021 Set

- Power unit WX 2 with 2 channels, soldering irons WXMP and tweezers WMRT

RT Soldering tip series
page 158



Order-no.	Model	Description
T005 34 226 99	WX 2021 Set	Power unit with 2 channels 200 W / 230 V
Scope of supply:		
1 T005 34 206 99	WX 2	Power unit, 200 W (255 W)
2 T005 29 203 99	WXMP	Micro soldering iron 55 W, 12 V with Active Tip Technology
3 T005 44 603 99	RT 3	Standard tip RT 3, Chisel 1,3 x 0,4 mm
4 T005 15 171 99	WDH 51	Safety rest with brass wool
5 T005 13 177 99	WXMT	Micro tweezers 2 x 44 W, 12 V with Active Tip Technology
6 T005 44 652 99	RTW 2	Standard tip RTW 2, 0,7 x 0,4 mm, 45°
7 T005 15 169 99	WDH 60	Safety rest with brass wool

Power Unit WX 2




- Innovative operation concept
- Robust touch screen with ESD safe glass
- Intuitive use with turn-click-wheel with enter key and finger guide.
- Blue LED backlighting
- Multilingual menu navigation
- High functionality
- No safety rest with Stop & Go function needed thanks to integrated acceleration sensor
- Optimized precision, better stability by sensor in the soldering iron
- Specific parameterization of tool by storage medium in hand piec.
- Visual process control via blue LED ring light
- All WX tools connectable

Order-no.	Model
T005 34 206 99	Power unit WX 2 with 2 channels, 200 W (255 W)

Soldering Stations

WX 1010 Set


- Power unit WX 1 with 1 channel, soldering irons WXP 120

 **XT Soldering tip series**
page 162/163



Order-no.	Model	Description
T005 34 186 99	WX 1010	Power unit with 1 channel, 200 W / 230 V

Scope of supply:

1	T005 34 176 99	WX 1	Power unit, 200 W
2	T005 29 201 99	WXP 120	Soldering iron 120 W, 24 V with Fast Response Technology 
3	T005 44 704 99	XT B	Standard tip XT B, Chisel 2,4 x 0,8 mm
4	T005 15 121 99	WDH 10	Safety rest with brass wool

WX 1011 Set


- Power unit WX 1 with 1 channel, micro soldering irons WXMP

 **RT Soldering tip series**
page 158



Order-no.	Model	Description
T005 34 196 99	WX 1011	Power unit with 1 channel, 200 W / 230 V

Scope of supply:

1	T005 34 176 99	WX 1	Power unit, 200 W
2	T005 29 203 99	WXMP	Soldering iron 55 W, 12 V with Active Tip Technology 
3	T005 44 603 99	RT 3	Standard tip RT 3, Chisel 1,3 x 0,4 mm
4	T005 15 171 99	WDH 51	Safety rest with brass wool



WX 1012 Set

- Power unit WX 1 with 1 channel, soldering irons WXP 65



XNT Soldering tip series
page 160

Order-no.	Model	Description
T005 34 276 99	WX 1012	Power unit with 1 channel, 200 W / 230 V
Scope of supply:		
1	T005 34 176 99 WX 1	Power unit, 200 W
2	T005 29 211 99 WXP 65	Soldering iron 65 W with with Fast Response Technology
3	T005 44 851 99 XNT A	Standard tip XNT A, Chisel 1,6 mm
4	T005 15 121 99 WDH 10	Safety rest with brass wool

Power Unit WX 1



- Innovative operation concept
- Robust touch screen with ESD safe glass
- Intuitive use with turn-click-wheel with enter key and finger guide.
- Blue LED backlighting
- Multilingual menu navigation
- High functionality
- No safety rest with Stop & Go function needed thanks to integrated acceleration sensor
- Optimized precision, better stability by sensor in the soldering iron
- Specific parameterization of tool by storage medium in hand piec.
- Visual process control via blue LED ring light
- All WX tools connectable

Order-no.	Model
T005 29 201 99	1-Channel-Power Unit WX 1 200 W / 230 V

Soldering Stations

Ready, set, go - with perfect accuracy



Systematic Soldering

- Wide range of different soldering tools
- Power range from 80 W upto 150 W - microtools as well as robot soldering applications
- Extensive accessories available. Mirco-tweezers, soldering irons and solder baths.
- Easy monitoring
- Automatic tool recognition and fast temperature setting via buttons and LC display.



Reliability and longlife

- Robust design for continuous operation
- Small and compact soldering stations with easy-to-read display
- ESD safe unit with different functions: equipotential bonding, set back, stand-by and lock function



Cost-effective professional Soldering Station

- For different applications with a power range of 80 W upto 150 W
- Fast temperature setting and monitoring
- Easy to handle via buttons or potentiometer and LED display

Low running costs

- Stable housing
Easy to clean and robust design.
Clear communication by large LC display
- High cost saving of consumables.
Cost efficient Silver Line soldering tips reduce the running costs.

Soldering Stations



WD 1

■ max. power supply 80 W



WD 1M

■ max. power supply 150 W



PUD 81

■ max. power supply 80 W



PUD 151

■ max. power supply 150 W



PU 81

■ max. power supply 80 W

Silver line



WP 80
LT Soldering tips



WSP 80
LT Soldering tips



WSP 150
LHT Soldering tips



MPR 80
LT Soldering tips

Fast Response



WP 120
XT soldering tips



WMP
NT Soldering tips



WP 65
XNT Soldering tips

Standard Line



LR 21
LT Soldering tips



WTA 50
WTA Tips

Active Tip



WMRP
RT Soldering tips



WMRT
RTW Tips

Preheating plate



WHP 80

FE-Soldering iron



FE 75
LT Soldering tips



FE 80
HT Soldering tips

Solder bath



WSB 80



WSB 150

All products without lines can be connected to all soldering stations.

Technical Data



Dimension L x B x H	134 x 108 x 147 mm	134 x 108 x 147 mm	166 x 115 x 101 mm	166 x 115 x 101 mm	166 x 115 x 101 mm
Channels	1	1	1	1	1
Power supply	230 V	230 V	230 V	230 V	230 V
Power consumption	80 W	150 W	150 W	80 W	80 W
Protection class	I				
Temperature range	50°C – 450°C	50°C – 450°C	50°C – 550°C	50°C – 450°C	150°C – 450°C
Temperature accuracy	± 9°C	± 9°C	± 11°C	± 9°C	± 9°C
Temperature stability	± 5°C	± 5°C	± 5°C	± 5°C	± 5°C
Display	LCD	LCD	LED	LED	no
Setting	Buttons	Buttons	Buttons	Buttons	Potentiometer
ESD safe	yes	yes	yes	yes	yes
Equipotential bonding	Über eine 3,5 mm Schaltklinkenbuchse (Grundzustand hart geerdet)				
USB interface	no	yes*	no	no	no
Order-no.	T005 34 156 99	T005 34 006 99	T005 32 766 99	T005 32 606 99	T005 32 506 99

*optional

Soldering Stations



- Cost reduction - longer tip lifetime due to temperature reduction
- Automatic tool recognition
- Easy tip exchange without tools
- ESD safe



Ready, set, go - with perfect accuracy!

1 channel WD soldering station is userfriendly due to the large LC display. 2 special menus for individual settings, e.g. stand-by mode, lock function and many more.




WD 1000 Set

- Power unit, 1 channel with soldering iron
- For small sensible components

 **LT Soldering tip series**
page 165-168

Order-no.	Model	Description
T005 34 026 99	WD 1000 Set	Soldering station, 1 channel, 80 W / 230 V

Scope of supply:

1	T005 34 006 99	WD 1	Power unit, 80 W
2	T005 29 180 99	WP 80	Soldering iron 80 W, 24 V with Silver Line Technology 
3	T005 44 405 99	LT B	Standard tip LT B, Chisel 2,4 x 0,8 mm
4	T005 15 121 99	WDH 10	Safety rest with brass wool


WD 1000 T Set

- Power unit, 1 channel as WD 1000 Set but with safety rest WDH 10T with Stop & Go function

 **LT Soldering tip series**
page 165-168

Order-no.	Model	Description
T005 34 026 70	WD 1000 T Set	Soldering station, 1 channel, 80 W / 230 V

Scope of supply:

	T005 34 006 99	WD 1	Power unit, 80 W
	T005 29 180 99	WP 80	Soldering iron 80 W, 24 V with Silver Line Technology 
	T005 44 405 99	LT B	Standard tip LT B, Chisel 2,4 x 0,8 mm
	T005 15 161 99	WDH 10T	Safety rest with Stop & Go function and with brass wool



WD 1M Power Unit

- Power unit, 1 channel, digital 160 W / 230 V
- For micro soldering iron WMRP and micro tweezers WMRT

Order-no.	Model	Description
T 005 34 156 99	WD 1M	Power Unit 150 W, 230 V



WD 1 Power Unit

- Power unit, 1 channel, digital 80 W / 230 V
- For all soldering tools up to 80 W

Order-no.	Model	Description
T005 34 066 99	WD 1	Power Unit 80 W / 230 V

Order-no.	Description
T005 31 185 99	USB Interface for ISO applications

Soldering Stations



- Easy handling
- Very good cost / performance ratio
- ESD safe



WSD (Set and read temperature display) and WS (set-temperature display) stations–digital stations
 Weller WSD and WS stations are cost effective, digital soldering stations with an easy handling.
 Other parameter possible (WSD stations) with an external calibration unit.

WSD 81 Set


- Power unit, 1 channel with soldering iron WSP 80

 **LT Soldering tip series**
 page 165-168



Order-no.	Model	Description
T005 32 606 99	WSD 81 Set	Soldering station, 1 channel, 80 W / 230 V

Scope of supply:

1	T005 32 626 99	PUD 81	Power unit, 80 W
2	T005 29 161 99	WSP 80	Soldering iron 80 W, 24 V with Silver Line Technology 
3	T005 44 405 99	LT B	Standard tip LT B, Chisel 2,4 x 0,8 mm
4	T005 15 140 99	WPH 80	Safety rest with cleaning sponge

WSD 151 Set


- Power unit, 1 channel with soldering iron WSP 150

 **LHT Soldering tip series**
 page 172



Order-no.	Model	Description
T005 32 766 99	WSD 151 Set	Soldering station, 1 channel, 150 W / 230 V

Scope of supply:

1	T005 32 786 99	PUD 151	Power unit, 150 W
2	T005 29 170 99	WSP 150	Soldering iron 150 W, 24 V with Silver Line Technology 
3	T005 44 450 99	LHT F	Standard tip LHT F, Chisel 9,3 mm
4	T005 15 027 99	KH 27	Safety rest with cleaning sponge

WS 81 Set

- Power unit, 1 channel with soldering iron WSP 80



LT Soldering tip series
page 165-168



Order-no.	Model	Description
T005 32 506 99	WS 81 Set	Soldering station, 1 channel, 80 W / 230 V, analog

Scope of supply:

1	T005 32 526 99	PU 81	Power unit, 80 W, analog	
2	T005 29 161 99	WSP 80	Soldering iron 80 W, 24 V with Silver Line Technology	
3	T005 44 405 99	LT B	Standard tip LT B, Chisel 2,4 x 0,8 mm	
4	T005 15 140 99	WPH 80	Safety rest with cleaning sponge	

PU 81 Power Unit

- Power unit switchable, 80 W, 120 V / 240 V with US plug



Order-no.	Model	Description
T005 32 524 99	PU 81	Power unit switchable, 80 W, 120 V / 240 V mit US Stecker, with US plug, analog

Accessory:

T005 87 489 90	Key switch with control panel
----------------	-------------------------------

Soldering Stations



- Easy handling
- Good cost / performance ratio

Ferro Magnetic Controlled Soldering Station (Magnastat)

The Weller Magnastat system operates through a ferro-magnetic device which changes its characteristics when specific temperatures are reached. This causes it to either attract or repel a permanent magnet which operates a power supply switch. In this way power to the heating element can be quickly switched on or off to either provide extra power for soldering operations or reduced power when idling. Various preselected tip temperatures (260°C, 310°C, 370°C, 425°C, 480°C) are available for different soldering tasks. The unit is not suitable for ESD application because the iron is not antistatic.

Technical Data

WTCP 51



Dimension L x B x H:	166 x 115 x 101
Channels:	1
Power supply:	230 V (240 V, 120 V), 50 (60) Hz
Heating voltage:	24V, 50 (60) Hz
Soldering iron:	max. 50 W bei 24 V
Display:	nein
Temperature control:	two-level controller
Equipotential bonding:	yes
USB interface:	no
Control:	two-level controller with temperature sensor
Order-no.	T0053220699

WTCP 51 Set

- Power unit, 1 channel with soldering iron TCPS



LT Soldering tip series
page 165-168



Order-no.	Model	Description
T005 32 206 99	WTCP 51 Set	Soldering station, 1 channel, 50 W / 230 V
Scope of supply:		
1	T005 32 226 99 P 51	Power unit, 50 W
2	T005 32 105 99 TCPS	Soldering iron 50 W, 24 V with Silver Line Technology
3	T005 44 405 99 LT B	Standard tip LT B, Chisel 2,4 x 0,8 mm and PT-LT adapter
4	T005 15 020 99 KH 20	Safety rest with cleaning sponge

P 51 Power Unit

- Power unit switchable, 50 W, 120 V / 240 V with US plug
- For all tools upto 50 W except WMRP and WMRT



Order-no.	Model	Description
T005 32 224 99	P 51	Power unit switchable, 50 W, 120 V / 240 V with US plug

Special application for use in solder robots

The soldering station PUD 151R is suitable for soldering tasks in industrial manufacturing in which the soldering process is to be automated. For this purpose the unit is equipped with a monitoring circuit. As function of an adjustable temperature window (tolerance band) an un-powered contact is seiched to a low impedance. Straight forward, easy operation is made possibly usage of a micro processor. Digital control electronics ensure optimal regulation behaviour with different soldering irons upto 80 W. The soldering irons are automatically recognized by the soldering station and assigned the appropriate control parameter.



Technical Data



PUD 151R



Dimension L x B x H	166 x 115 x 101 mm
Weight	
Channels	1
Power supply	230 V
Power input	150 W
Protection class	1 power unit, 3 soldering iron
Fuse	T500 mA (230 V / 50/60 Hz)
Temperature range	150°C – 450°C
Temperature accuracy	± 11°C
Temperature stability	± 5°C
Display	LED
Temperature control	Buttons
ESD safe	yes
Equipotential bonding	Via 3.5 mm pawl socket on back of device (normal state hard grounded)
USB interface	no
Order-no.	T005 32 786 70

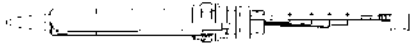
Special application for use in solder robots



PUD 151R

- Temperature window adjustable $\pm 99^{\circ}\text{C}$
- Temperatur control via buttons
- 3-position digital display
- Calibration unit WCB 2 connectable (see page 78)
- Automatic tool recognition
- Digitally controlled electronic for soldering tools upto 150 W

Order-no.	Model	Description
T00 32 786 70	PUD 151R	Power unit, 1 channel, 150 W




HER 80 Heating element

Order-no.	Model	Description
T005 87 447 38	HER 80	Heating element 80 W for solder robots applications with PUD 151R


LT Soldering tips for HER 80

Order-no.	Model	Description	Width	Thickness	Length
Soldering tips for HER 80 with twist lock					
T005 44 441 99	LTR A	Chisel tip	1,6 mm	0,8 mm	17 mm
T005 44 422 99	LTR B	Chisel tip 1,5 mm wettable	2,4 mm	0,8 mm	17 mm
T005 44 422 71	LTR B	Chisel tip 6,0 mm wettable	2,4 mm	0,8 mm	17 mm
T005 44 433 99	LTR C	Chisel tip	3,2 mm	0,8 mm	17 mm
Special tips on request					



HER 120 Heating element

Order-no.	Model	Description
T005 87 637 30	HER 120	Heating element 120 W for solder robot application with PUD 151R



XT Soldering tips for HER 120

Order-no.	Model	Description	Width	Thickness	Length
Soldering tips for HER 120 with twist lock					
005 44 723 99	XTR A	Chisel tip	1,6 mm	0,7 mm	36,0 mm
005 44 724 99	XTR B	Chisel tip	2,4 mm	0,8 mm	35,0 mm
005 44 725 99	XTR C	Chisel tip	3,2 mm	0,8 mm	35,0 mm
005 44 726 99	XTR D	Chisel tip	4,6 mm	0,8 mm	34,5 mm
005 44 727 99	XTR E	Chisel tip	5,9 mm	1,2 mm	34,5 mm
005 44 728 99	XTR M	Chisel tip	3,2 mm	1,2 mm	39,0 mm

Cord for HER 80 / 120

Order-no.	Model	Description
T005 87 447 13		Cord for HER 80 / 120

Special Application Inert Gas Soldering



Ideal solution for soldering application under an atmosphere of inert gas

Advantages of inert gas soldering

- Oxygen will be blocked out from solder joint and soldering tip
 - less oxidation on solder joint and soldering tip
 - less surface tension of solder
 - better flow characteristics of solder
- Preheating of solder joints
- ESD safe
- Better and consistent activation of flux



The inert gas soldering irons WP 80IG and WP 120IG achieve all ESD requirements and enables soldering jobs with inert gas in used way. Inert gas is fed through openings in the heating element to envelop the solder joint. Inert gas and temperature control via power unit WAD 101IG. The set is complete with the Stop & Go safety rest WDH 10P.



WAD 101IG

Technical Data

Dimension L x B x H:	166 x 115 x 101
Weight	3,335 kg
Channels	1
Power supply	230 V / 120 V (50/60 Hz)
Power consumption	150 W
Protection class	1 Power unit, 3 Soldering irons,
Temperature range	Soldering and desoldering irons adjustable 50°C – 550°C (150°F – 999°F)
Adjustable Temperature range	depends on tool
Temperature accuracy	± 2°C
Temperature stability	± 450°C (± 842°F)
Potential free contact	Optocoupler (transistor output) max. 24 V / 20mA; Pin 1 (+), Pin 2 (-)
Display	
Temperature control	Via buttons
ESD safe	yes
Equipotential bonding	Via 3.5 mm pawl socket on back of device
USB interface	no
Order-no.	T005 32 666 71



WAD 101IG

Order-no.	Model	Description
T005 32 666 71	WAD 101IG	Power unit, 1 channel 150 W for soldering with inert gas

Perfect solution for lead free soldering applications under an atmosphere of inert gas

With the WSP 80 inert gas safety rest set the WSP 80 soldering iron can be switched to an inert gas soldering iron. The safety rest WDH 10P can be used with the WSP 80IG and WP 120iG. Inert gas is fed through openings in the heating element to envelop the solder joint.

Accessory



Order-no.	Model	Description
T005 29 197 99	WP 80IG	Soldering iron 80 W for soldering with inert gas 50 °C - 450 °C



Order-no.	Model	Description
T005 29 198 99	WP 120IG	Soldering iron 80 W for soldering with inert gas 50 °C - 450 °C



Order-no.	Model	Description
T005 15 161 99	WDH 10T	Safety rest with Stop & Go function with brass wool

Order-no.	Model	Description
T005 87 637 32		Barrel WP120IG

WDH 10P Set

- Safety rest WDH 10P with inert gas barrel set for soldering iron WSP 80
- 80 W, 24 V
- Lead free soldering



LT Soldering tip series
page 165-168



Order-no.	Model	Description
T005 15 147 99	WDH 10P Set	Inert gas safety rest set 80 W, 24 V

Scope of supply:

WDH 10P	Safety rest for use with inert gas, ball valve, compressed air hose, 4 mm Inert gas barrel for WSP 80
---------	--

Special application solder feeder



- Smooth proportion of solder by automatic solder feeder system
- 3. hand for easy handling

The WSV 81D is a soldering station with an automatic solder feeder system. There are 2 suitable solder diameter. The WSV 81D8 is qualified for solder diameter from 0,8 mm - 1,5 mm, the WSV 81D5 fits from 0,5 mm - 0,8 mm. The adjustment to the exact diameter is automatically with both stations. The operator can switch between automatic and continuous solder supply. The power unit is fitted with digital electronics for regulation the soldering iron temperature and solder feed operation. In the feeder unit a tin holder can host coils upto max. 1 kg.

Technical Data

WSF 81D8

WSF 81D5

Dimension L x B x H	120 x 217 x 199 mm	
Channels	1	
Solder	ø 0,8 - 1,5 mm	ø 0,5 - 0,8 mm
Power supply	230 V / 120 V (50/60 Hz)	
Power consumption	80 W	
Protection class	1 Power unit, 3 Soldering irons	
Temperature range	150°C – 450°C	
Adjustable Temperature range	digital control	
Tools recognition	automatically	
Display	3 position digital display	
Temperature control	Via buttons	
ESD safe	yes	
Equipotential bonding	normal state hard grounded	
USB interface	no	
Order-no.	T005 28 226 99	T005 28 206 99



WSF 81D5 Solder Feeder System

■ For solder wire from
Ø 0,5 mm upto 0,8 mm

LT Soldering tip series
page 165-168

Order-no.	Model	Description
T005 28 206 99	WSF 81D5	Solder feeder system 80 W for wire from Ø 0,5 mm upto 0,8 mm

Scope of supply:

1		Power Unit
2	T005 28 116 99	WSF 2 Feeding unit
3	T005 28 121 99	WSFP 5 Soldering iron 80 W, 24 V mit Lötspitze LT HX
4	T005 15 028 99	AK S Safety rest with cleaning sponge

Accessory:

T005 13 120 99	Foot switch 1-step
----------------	--------------------

WSF 81D8 Solder Feeder System

■ For solder wire from
Ø 0,8 mm upto 1,5 mm

LT Soldering tip series
page 165-168

Order-no.	Model	Description
T005 28 226 99	WSF 81D8	Solder feeder system 80 W for wire from Ø 0,8 mm upto 1,5 mm

Scope of supply:

		Power Unit
T005 28 116 99	WSF 2	Feeding unit
T005 28 122 99	WSFP 8	Soldering iron 80 W, 24 V mit Lötspitze LT BX
T005 15 028 99	AK S	Safety rest with cleaning sponge

Accessory:

T005 13 120 99	Foot switch 1-step
----------------	--------------------

Special Applications Mobile Soldering



- Heated up within 4 seconds only
- Cordless soldering capacity upto 1 hour
- Precise temperature control
- Easy use via touch sensor
- ESD safe



Soldering without plug

WSM 1C: first professional rechargeable soldering station for mobile use. The WSM 1C from Weller is a perfect soldering station when a small mobile tool is required which works absolutely professional.



Technical Data

WSM 1 C

Dimension L x B x H (inch):	5.24 x 4.33 x 2.17
Weight:	ca. 2,0 kg
Power supply:	100 V bis 240 V
	50 Hz bis 60 Hz
Power consumption:	55 W
Safety class (with switching power supply)	II
(battery powered)	III
Temperature control	100°C - 400°C (200°F - 750°F)
Temperature accuracy	± 9°C (± 17°F)
Temperature stability	± 5°C (± 9°F)
Acceleration sensor:	Efficient stand-by mode
Equipotential bonding:	via 3,5 mm pawl socket on side of device
Display:	Touch-Sensor-Technology
Operating temperature:	10°C - 35°C (50°F - 95°F)
Stock temperature:	-24°C - 45°C (75°F - 113°F)
Air humidity:	0% - 90%, no condensation
	<ul style="list-style-type: none"> - Latest LiFePO4 battery technology - Fixed micro soldering iron WMRP - Stop & Go function: automatic switch-off of the soldering iron by motion sensor - Temperature lock function - Car adapter

WSM 1C Rechargeable soldering station

- Solution for service technician
- 50 W

[RT Soldering tip series page 158](#)



Order-no.	Model	Description
T005 32 936 99	WSM 1C	Rechargeable soldering station with mirco soldering iron WMRP and soldering tip RT 3, chisel 1,3 mm and safety rest with brass wool



Accessory

Order-no.	Description
T005 87 518 80	Car adapter for recharge via 12 V board net



Special Applications Mobile Soldering



- For small mobile soldering application
- Cost effective
- Easy to recharge via butane gas

Butane Gas Powered Soldering Irons

Powered by butane gas, the Pyropens offer soldering iron, hot air blow and blow torch operations. They have a short heat up time and are refilled in seconds from a refill cylinder. A sight glass shows the level of gas in the reservoir. The temperature variation is obtained by increasing respectively decreasing the gas flow. All Pyropen soldering irons need very clean refill for precise temperature regulation.

Pyropen Piezo

- With self ignition (Piezo)
- Set in metal box



Soldering tip series 70 for Pyropen Piezo page 183



Order-no.	Model	Description
T005 16 059 99	Pyropen Piezo	Pyropen butane gas powered profi line soldering iron

Scope of supply:


1		Soldering iron Pyropen Piezo
2	T005 16 121 99	70-01-02 Chisel tip 3,0 mm
3	T005 16 142 99	70-01-52 Hot air nozzle Ø 4,9 mm
4	T005 16 159 99	70-01-55 Reflector unit Ø 6,0 mm
5	T005 16 160 99	RB-TS Gas refill canister 0,75 ml
6	T005 16 156 99	7040U Metal box
7	T005 16 281 99	7042 Burn proof accessory pocket
8		Iron holder
9		Cleaning sponge

Pyropen

- Zündung mittels Feuerzeug
- Set in metal box



Soldering tip series 70 for Pyropen Piezo page 183



Order-no.	Model	Description
T005 16 060 99	Pyropen	Pyropen butane gas powered profi line soldering iron

Scope of supply:

1		Soldering iron Pyropen
2	T005 16 121 99	70-01-02 Chisel tip 3,0 mm
3	T005 16 142 99	70-01-52 Hot air nozzle Ø 4,9 mm
4	T005 16 151 99	70-07TU Torch ejector
5	T005 16 160 99	RB-TS Gas refill canister 0,75 ml
6	T005 16 156 99	7040U Metal box
7	T005 16 281 99	7042 Burn proof accessory pocket
8		Iron holder
9		Cleaning sponge

Pyropen Jr.

- Manual ignition
- Pen shape



Soldering tip series 71 for Pyropen Jr. page 182



Order-no.	Model	Description
T05 16 075 99	Pyropen Jr.	Butane gas powered mini soldering iron

Scope of supply:

1	Pyropen Junior	Soldering iron
2	T005 16 165 99	70-01-01 Needle tip Ø 1,0 mm
3		Aluminium protection cap

WP 60K

- Manual ignition
- Set with soldering tip, hot air nozzle and knife



Soldering tip series 60 page 181



Order-no.	Model	Description
T005 16 087 99	WP 60K	Butane gas powered soldering iron

Scope of supply:

1	WP 60	Soldering iron
2	T005 16 134 99	60-01-05 Needle tip Ø 0,5 mm
3	T005 16 447 99	60-01-52 Hot air nozzle Ø 4,7 mm
4	T005 16 135 99	60-01-06 Hot knife 5,0 mm, 45°
5	T005 16 450 99	60-02 Protection cap

Refill Canister



Order-no.	Model	Description
T005 16 160 99	RB-TS	Butane gas refill canister

The Repair Professionals!

Energy saving and environmental protection

- Low running costs.
Flexible use of tools and process controlled working temperature
- Energy efficient soldering processes.
Longer tip and nozzle lifetime
- Stand-by mode for desoldering tool
- Energy saving Desoldering



Low investments

- Cost effective soldering process.
Automatic tool recognition guarantees safe operation of 2 - 3 tools
- Fast soldering and desoldering.
2 - 3 independent channels guarantees simultaneous operation





Flexible Solution for soldering and desoldering applications

- One power unit for all rework applications. Compact set more cost effective compared to single units
- High flexibility because many tools are connectable such as: Soldering and desoldering irons, hot air irons, preheating plates, wire strippers and solder baths.



Safe soldering and desoldering operation

- ESD safe



Rework – Soldering, Desoldering and Hot Air



WR 3M

■ max. power supply 360 W

Active Tip



WMPR
RT Soldering tips



WMRT
RTW Tips

Fast Response



WMP
NT Soldering tips



WP 65
XNT Soldering tips



WP 120
XT Soldering tips



WP 200
XHT Soldering tips

Standard Line



LR 21
LT Soldering tips



WTA 50
WTA Tips

Accessory



WVP

Accessory



WRK

Silver line



WP 80
LT Soldering tips



WSP 150
LHT Soldering tips



MPR 80
LT Soldering tips

All products without lines can be connected to all soldering stations



WR 2

■ max.power supply 250 W

Desoldering Iron



DXV 80
DX Nozzles



DSX 80
DX Nozzles

FE-Soldering Iron



FE 75
LT Soldering tips



FE 80
HT Soldering tips

Hot Air Iron



HAP 200
Hot air nozzles



HAP 1
Hot air nozzles

Preheating Plate



WHP 80

Stripping Tool



WST 82

Solder Bath



WSB 80



WSB 150

Rework – Soldering, Desoldering and Hot Air



- One station meets the requirements of a rework workplace
- Unique connecting compatibility of all tools
- 3 respectively 2 independent tool channels with automatic tool recognition guarantee the simultaneous operation of 2 to 3 soldering tools.
- Tools are permanently ready for use



Technical Data



WR 3M



WR 2

Dimension L x B x H	273 x 235 x 102 mm	
Weight:	ca. 6,7 kg	
Channels	3	2
Net supply	230 V	230 V
Power supply	360 W	250 W
Protection class	1 Power unit, 3 Soldering irons	
Fuse	T500 mA (230 V / 50/60 Hz)	
Fuse: overcurrent release	1,5 A	
Temperature control of channels	<p>Soldering- and desoldering irons continuously 50°C - 550°C (150°F - 999°F) Temperature control range is tool independent Soldering iron WP 80 / WP 120: 50°C - 450°C (150°F - 850°F) Soldering iron WP 200 / WSP 150: 50°C - 550°C (150°F - 950°F) Soldering iron WMRT / WMRP: 100°C - 450°C (200°F - 850°F) Desoldering iron DSX 80 / DSXV 80: 50°C - 450°C (150°F - 850°F) Hot air irons HAP 200 / HAP 1: 50°C - 550°C (150°F - 950°C)</p>	
Temperature accuracy	± 9°C	
Temperature stability	± 2°C	
Bleeder	Soldering tip (Tip to ground) conforms IPC-J-001	
Bleeder voltage	Soldering tip (Tip to ground) conforms IPC-J-001	
Pump	(periodic duty 30/30 s)	
Max. vacuum	0,7 bar	
Max. delivery rate	max. 18 l/min	max. 10 l/min
Hot Air	max. 15 l/min	max. 15 l/min
Display	LCD	
Temperature control	Buttons	
ESD safe	yes	yes
Equipotential bonding	Via 3.5 mm pawl socket at the back of device (hard grounded normal state)	
USB interface	yes	no
Order-no.	T005 33 666 99	T005 33 776 99

Rework – Soldering, Desoldering and Hot Air

WR 3000M Set vertical

- Power unit, 3 channels with soldering iron WP 80, desoldering iron DSX 80 and hot air iron HAP 200
- Large allround set for all repair jobs
- Desoldering iron DSX 80 for vertical soldering applications



Order-no.	Model	Description
T005 33 686 99	WR 3000M Set	Rework station, 3 channels WR 3M

Scope of supply:

1	T005 33 666 99	WR 3M	Power unit, 360 W
2	T005 29 180 99	WP 80	Soldering iron, 80 W with Silver Line Technology
3	T005 44 405 99	LT B	Standard tip LT B, Chisel 2,4 x 0,8 mm
4	T005 15 161 99	WDH 10T	Safety rest with Stop & Go function and brass wool
5	T005 13 190 99	DSX 80	Desoldering iron, 80 W
6	T005 13 150 00	DX 113HM	Nozzle
7	T005 15 152 99	WDH 30	Safety rest for DSX 80 with brass wool
8	T005 27 116 99	HAP 200	Hot air iron, 200 W
9	T005 15 152 99	WDH 30	Safety rest for hot air iron HAP 200 with brass wool
10	T005 29 184 99	WVP	Vacuum pick-up USB cord and software



LT Soldering tip series
page 165-168
Hot air nozzles
page 188/189
DX Nozzle
page 184

WR 3000M Set horizontal

- Power unit, 3 channels with soldering iron WP 80, desoldering iron DXV 80 and hot air iron HAP 200.
- Desoldering iron DXV 80 for horizontal applications



Order-no.	Model	Description
T005 33 683 99	WR 3000M Set	Rework station, 3 channels WR 3M

Scope of supply:

1	T005 33 666 99	WR 3M	Power unit, 360 W
2	T005 29 180 99	WP 80	Soldering iron, 80 W with Silver Line Technology
3	T005 44 405 99	LT B	Standard tip, Chisel 2,4 x 0,8 mm
4	T005 15 161 99	WDH 10T	Safety rest with Stop & Go functions for WP 80
5	T005 13 180 99	DXV 80	Inline desoldering iron, 80 W
6	T005 15 153 99	WDH 40	Safety rest for desoldering iron DXV 80
7	T005 27 116 99	HAP 200	Hot Air Iron, 200 W
8	T005 15 152 99	WDH 30	Safety rest for hot air irons HAP 200
9	T005 29 184 99	WVP	Vacuum pick-up USB cord and software



LT Soldering tip series
page 165-168
Hot air nozzles
page 188/189
DX Nozzle
page 184

Accessories for both WR 3000M sets

Order-no.	Description
T005 87 388 50	Adapter for foot switch
T005 13 120 99	1 step foot switch

HAP 200 Set

- Temperature range from 50°C – 550°
- Hot air flow adjustable
- Activation of hot air flow via finger switch
- For WR 3M only



Nozzles
page 188/189

Order-no.	Model	Description
T005 27 117 99	HAP 200 Set	Hot air iron set 200 W, 24 V

Scope of supply:

1	T005 27 116 99	HAP 200	Hot air iron 200 W / 24 V with hot air nozzle R 06 round Ø 3,0 mm
2	T005 15 152 99	WDH 30	Safety rest
3	T005 87 278 21	R 04	Hot air nozzle round Ø 1,2 mm
	T005 87 617 28		Adapter M6 for HAP 200

WR 2002 Set

- Power unit, 2 channels with soldering iron WP 80, desoldering iron DSX 80
- Small repair set for all rework applications
- Simultaneous operation of hot air and desoldering iron is not possible.



DX Nozzles
page 184
LT Soldering tip series
page 165-168

Order-no.	Model	Description
T005 33 806 99	WR 2002 Set	Rework station, 2 channels WR 2

Scope of supply:

1	T005 33 776 99	WR 2	Power unit
2	T005 29 180 99	WP 80	Soldering iron 80 W with Silver Line Technology
3	T005 44 405 99	LT B	Standard tip LT B, Chisel 2,4 x 0,8 mm
4	T005 15 121 99	WDH 10	Safety rest with brass wool
5	T005 13 150 00	DX 113 HM	Nozzle inner-Ø 1,2 mm
6	T005 13 190 99	DSX 80	Desoldering iron 80 W / 24 V
7	T005 15 152 99	WDH 30	Safety rest with brass wool
			Power cable
			Equipotential bonding connector

Soldering and Desoldering Stations

Up and away...



Less maintenance

- Compressed air system for stable desoldering and high vacuum
- Fast and easy filter change

Ergonomics and operational safety

- Easy and safe change of solder reservoir by bayonet fixing and cartoon cartridge.
- Fatigue-proof and gentle work possible
Safe handling by latest grip-design

Cost saving

- Extremely fast heat-up time of desoldering iron (only 35 seconds) 40 s upto 50°C bis 350°C
- Stand-by mode of desoldering iron saves energy
- Easy and fast setting of tool parameter with WX technology via ESD safe touch screen



Save Energy

High Power Soldering and Desoldering Applications with only one unit

- High power soldering and desoldering tools. Simultaneous work of two 120 W tools.
- Intelligent WX tools. Tools are programmable
- Soldering and desoldering applications are independent of station. Parameters are on the soldering or desoldering tool. Flexible and fast change of workplace possible



Flexible Solution for soldering and desoldering applications

- One power unit for all rework applications. Compact set more cost effective compared to single units
- High flexibility because many tools are connectable such as: Soldering and desoldering irons, hot air irons, preheating plates, wire strippers and solder baths.



Low investment

- Cost effective soldering process
Automatic tool recognition guarantees safe operation of 2 - 3 tools
- Fast soldering and desoldering
- 2 - 3 independent channels guarantees simultaneous operation



Soldering and Desoldering Stations



WXD 2

- max. max. power supply 200 W
- Available Spring 2012

Fast Response



WXP 65
XNT Soldering tips



WXP 120
XT Soldering tips



WXP 200
XHT Soldering tips

Active Tip



WXMP
RT Soldering tips



WXMT
RTWTips

Fume Extraction



- WFE 2S with pressure control
- WFE 2S
- WFE 4S
- WFE 20D

WX Adapter



WX Adapter
for PC



WX Adapter
for WFE/WHP



WX
Connection cable

Desoldering iron



WXDP 120
(Available Spring 2012)
XDS Nozzles



DXV 80
DX Saugdüsen



DSX 80
DX Saugdüsen

Preheating plates



- WHP 1000
- WHP 3000 600 W
- WHP 3000 1200 W

All products without lines can be connected to all soldering stations



WR 2

■ max. power supply

Fast Response



Silver line



Standard Line



Preheating plate




Wire Stripper



Hot air iron



Soldering bathes



FE-Soldering Iron



Soldering and Desoldering Stations

WXD 2 (available spring 2012)

- Cost effective because only one station is needed
- Less rework by optimal use of tools and the correct working temperature. Reduction of running costs by longer tip lifetime
- Desoldering iron with stand-by mode
- ESD safe



WR 2

- Only one station that meets all rework requirements
- Unique compatibility
- All tools are connectable
- 2 independent channels with automatic tool recognition guarantees simultaneous operation of 2 tools
- ESD safe



Technical Data



WXD 2



WR 2

Dimension L x B x H	273 x 235 x 102 mm	
Weight:	ca. 6,7 kg	
Channels	2	2
Power supply	230 V	230 V
Power supply	255 W	250 W
Protection class	1 power unit, 3 Soldering irons	
Fuse	T500 mA (230 V / 50/60 Hz)	
Fuse: overcurrent release	1,5 A	
Temperature control of channels	Soldering- and desoldering irons continuously 50°C - 550°C (150°F - 999°F) Temperature control range is tool independent Soldering iron WP 80 / WP 120: 50°C - 450°C (150°F - 850°F) Soldering iron WP 200 / WSP 150: 50°C - 550°C (150°F - 950°F) Soldering iron WMRT / WMRP: 100°C - 450°C (200°F - 850°F) Desoldering iron DSX 80 / DSXV 80: 50°C - 450°C (150°F - 850°F) Hot air irons HAP 200 / HAP 1: 50°C - 550°C (150°F - 950°C)	
Temperature accuracy	± 9°C	
Temperature stability	± 2°C	
Bleeder	Soldering tip (Tip to ground) Conform IPC-J-001	
Bleeder voltage	Soldering tip (Tip to ground) Conform IPC-J-001	
Pump (periodic duty30/30 s)	Max. pressure 0,7 bar	
Air consumption	35 l/min	–
Hot Air	–	max. 15 l/min
Display	LCD	
Temperature control	Keys	Keys
ESD safe	yes	yes
Equipotential bonding	Via 3.5 mm pawl socket (hard grounded normal state)	
USB interface	yes	no
Order-no.	T005 34 266 99	T005 33 776 99

Soldering and Desoldering Stations

New products enlarge the WX family. A new WXD 2 desoldering station and a new WXDP desoldering iron. These tools are ideal for professional rework applications of the latest electronic components in the industrial operation. Typically for the WX stations: soldering and desoldering parameters can be saved easily on the iron. The WXDP 120 heats up within 35 sec. only. With stand-by function.

WXD 2010

- Desoldering station, 2 channels digital and electronically controlled with desoldering iron WXDP 120
- Soldering- and desoldering tools with intelligent WX technology
- Connection to external compressed air supply for high vacuum
- Energy effective: automatic stand-by mode for tools
- Patented, ESD safe glass display. Simple and fast setting of soldering parameter.



XT Soldering tip series
page 162/163
XDS Nozzle-series
page 187

Order-no.	Model	Description
T005 34 286 99	WXD 2010 Set	Solder- and Desoldering station, 2 channels 200 W (255 W)

Scope of supply:

1	T005 34 266 99	WXD 2	Power Unit
2	T005 13 201 99	WXDP 120	Desoldering iron
3	T005 15 172 99	WDH 70	Safety rest with brass wool

WXD 2020

* Available Spring 2012

- Soldering and desoldering station, 2 channels with WXDP 120 and soldering iron WXP 120



XT Soldering tip series
page 162/163
XDS Nozzle-series
page 187

Order-no.	Model	Description
T005 34 296 99	WXD 2020 Set	Solder- and Desoldering station, 2 channels 200 W (255 W)

Scope of supply:

1	T005 34 266 99	WXD 2	Power Unit
2	T005 13 201 99	WXDP 120	Desoldering iron
3	T005 15 172 99	WDH 70	Safety rest with brass wool
4	T005 29 202 99	WXP 120	Soldering iron
5	T005 15 121 99	WDH 10	Safety rest with brass wool



WR 2000D

- Power unit, 2 channels with soldering iron DSX 80 and safety rest WDH 30.
- Repair kit for soldering and desoldering



DX Soldering tip series
page 184

Order-no.	Model	Description
T005 33 796 99	WR 2000D	Desoldering station, 2 channels, 250 W

Scope of supply:

1	T005 33 776 99	WR 2	Power unit
2	T005 13 190 99	DSX 80	Desoldering iron 80 W / 24 V
3	T005 13 150 00	DX 113 HM	Nozzle inner-Ø 1,2 mm
4	T005 15 152 99	WDH 30	Safety rest with brass wool
			Power cable
			Equipotential bonding (normal state hard grounded)

More than just hot air...



Small power unit

- Small and compact housing
This station is easy to integrate to the workplace and supports the organization of soldering processes.

Best soldering results

- Electronically controlled hot air station. Best soldering results with inert gas or compressed air for component save soldering
- Fix solder joints
Easy handling of air volume and temperature parameters
- Automatic tool recognition



- Low running costs by safety rests Stop & Go function
- Foot switch for activating the hot air
- Temperature sensor for process control
- Control via PC possible





WR 2

■ max. power supply 250 W

Silver line



WP 80
LT Soldering tips



WSP 150
LHT Soldering tips



MPR 80
LT Soldering tips

Fast Response



WMP
NT Soldering tips



WP 65
XNT Soldering tips



WP 120
XT Soldering tips



WP 200
XHT Soldering tips

Standard Line



LR 21
LT Soldering tips



WTA 50
WTA Nozzles



WAD 101

■ max. power supply 100 W

Desoldering iron



DXV 80
DX Nozzles



DSX 80
DX Nozzles

Hot air iron



HAP 1
Hot air nozzles

FE-Soldering iron



FE 75
LT Soldering tips



FE 80
HT Soldering tips

Preheating plate



WHP 80

Wire stripper



WST 82

Soldering bath



WSB 80



WSB 150

Hot Air



- For every application we offer the optimal tool
- From to 100 to 700 W
- Wide nozzle program

Technical Data



WR 2



WAD 101

Dimension (L x B x H)	273 x 235 x 102 mm	166 x 134 x 101
Weight	ca. 6,7 kg	
Channels	2	1
Power supply	230 V	230 V
Power input	250 W	150 W
Protection class	I	
Fuse	Fuse: overcurrent release 1,5 A 230 V: T 630 mA / 120 V: T 1,0 A	
Temperature range	Soldering- and desoldering irons continuously 50°C – 550°C (150°F – 999°F) Temperature control range is tool independent WP 80 / WP 120 50°C – 450°C (150°F – 850°F) WP 200 50°C – 550°C (150°F – 950°F) WSP 150 50°C – 550°C (150°F – 950°F) DSX 80 / DXV 80 50°C – 450°C (150°F – 850°F) HAP 1 50°C – 550°C (150°F – 999°F)	°C Version: Hot air 50°C – 550°C Soldering iron 50°C – 550°C °F Version: Hot air 122°F – 999°F Soldering iron 122°F – 842°F
Temperature accuracy	± 9°C (± 20°F) Hot air ± 30°C (± 54°F) Soldering iron ± 9°C (± 17°F)	
Temperature accuracy HAP 1	± 30°C (± 50°F)	
Temperature stability	± 2°C (± 5°F)	
Air volume	ca. 0 – 10 l/min.	
Pressure	Pressure input, 400 kPa (58 psi), oilfree, dry compressed air or inert gas N2	
Vacuum	no	no
Order-no.	T005 33 776 99	T005 32 686 99

WR 2000A

- Hot air station, 2 channels with hot air iron HAP 1
- Large hot air set
- Simultaneous operation of 2 soldering tools
- All soldering tools upto 80 W connectable



Hot air nozzles
page 188/189



Order-no.	Model	Description
T005 33 786 99	WR 2000A	Hot air station, 2 channels 250 W / 230 V

Scope of supply:

1	T005 33 776 99	WR 2	Power unit 250 W
2	T005 27 115 99	HAP 1	Hot air iron 100 W / 24 V
	T005 87 278 22	R 06	Hot air nozzle R 06 round ø 3,0 mm
3	T005 15 152 99	WDH 30	Safety rest with brass wool
			Power cable
			Equipotential bonding (normal state hard grounded)

WAD 101

- Hot air station, 1 channel with HAP 1 soldering iron
- Small hot air set
- For hot air irons or soldering irons upto 80 W



Hot air nozzles
page 188/189



Order-no.	Model	Description
T005 32 666 99	WAD 101	Hot air station, 1 channel 150 W / 230 V

Scope of supply:

1	T005 32 686 99	PU WAD101	Power Unit 150 W
2	T005 27 115 99	HAP 1	Hot air iron 100 W / 24 V
	T005 87 278 22	R 06	Hot air nozzle R 06 round ø 3,0 mm
3	T005 15 027 99	KH 27	Safety rest with cleaning sponge
4	T005 87 278 21	R 04	Hot air nozzle round ø 1,2 mm

Accessories

Order-no.	Description
T005 87 388 50	Adapter for foot switch
T005 13 120 99	Foot switch 1 step

Hot Air

The Weller WHA hot air stations are designed for soldering and desoldering sensitive SMD components with hot air. The stations use temperature and volume controlled hot air with Weller patented nozzle technology. 3 stations are available: a digital hot air station with integrated turbine and vacuum (WHA 3000V and WHA 3000P) and an analog hot air station without vacuum for easy applications (WHA 900). A wide range of different nozzles for common SMD components are available.

WHA 3000V

- With integrated vacuum
- 700 W Hot air station
- For compressed air or inert gas.

 [Hot air nozzles page 190-193](#)




Order-no.	Model	Description
T005 33 366 99	WHA 3000V	Hot air station 700 W / 230 V

Scope of supply:

1	WHA 3000V	Power unit 230 V for use with compressed air or inert gas
2	HAP 3000	Hot air iron
3	T005 15 043 99	SAK 30
	T005 87 577 70	Foot switch 2 steps
4	T005 15 049 99	Nozzle change tool
5	T005 87 507 21	NQ 30
		Nozzle, 4 side heated, 17,5 x 23,5 mm

WHA 3000P

- 700 W Hot air station
- With integrated vacuum
- With integrated turbine

 [Hot air nozzles page 190-193](#)



Order-no.	Model	Description
T005 33 346 99	WHA 3000P	Hot air station 700 W / 230 V

Scope of supply:

1	WHA 3000P	Power Unit 230 V with integrated turbine
2	HAP 3000	Hot air iron
3	T005 15 043 99	SAK 30
	T005 87 577 70	Foot switch 2 steps
4	T005 15 049 99	Nozzle change tool
5	T005 87 507 21	NQ 30
		Nozzle, 4 side heated, 17,5 x 23,5 mm

WHA 900

- 700 W hot air station for easy repair applications and heating processes as e.g. shrinking
- Brushless turbine for ideal hot air flow
- Hot air temperature is electronically controlled



Hot air nozzles
page 190-193

Order-no.	Model	Description
T005 31 716 99	WHA 900	Hot air station 700 W / 230 V
Accessory:		
T005 15 048 99		Depositing rackNR, ND, NQ
T005 15 157 99		Holder for WHA 900

Attention: Hot air nozzles are not included in the scope of supply (see page 190-193).

WHA 900 with Foot switch



Order-no.	Model	Description
T005 31 716 70	WHA 900	as WHA 900 (see above) with foot switch for activating the hot air
Scope of supply:		
T005 31 716 99	WHA 900	(see above WHA 900)
T005 13 120 99		Foot switch 1 step

6966 EK Hot Air Heat Gun


- For heat shrinking, drying or to detect faulty components on circuit boards.
- Cooling is possible because the air flow is independent of the heater.
- Temperature range ca. 400°C - 430°C



Order-no.	Model	Description
6966EK	6966EK	Hot Air Heat Gun 210 W / 230 V
Scope of supply:		
		Hot Air Heat Gun 210 W
6964	0,2"	Reflector 0,2"
6957	1,5"	Reflector 1,5"
6958		Shrinking nozzle
Accessory:		
6965A		Holder for gun

WRK Reflow system

- Reflow system with vacuum pick-up
- For desoldering of SMD components 30 X 30 mm



Order-no.	Model	Description
T005 15 155 99	WRK	Reflow system for SMD components with external hot air works with desoldering station WR 3M

Scope of supply:

Reflow housing: once each 33 x 33 mm, 27 x 27 mm, 24 x 24 mm, 20 x 20 mm, 15,5 x 15,5 mm, 12,5 x 12,5 mm, 10 x 10 mm
Vacuum Pick-up 4,5 mm
Vacuum Pick-up 10 mm
Tripod Pick-up
Depositing rack for nozzles

Accessories

Order-no.	Description
T005 15 154 99	Depositing rack for nozzles
T005 87 617 32	Reflow housing Set 10 x 10 mm, 12,5 x 12,5 mm, 15,5 x 15,5 mm
T005 87 617 31	Reflow housing Set 20 x 20 mm, 27 x 27 mm
T005 87 617 30	Reflow housing Set 33 x 33 mm, 24 x 24 mm
T005 87 137 99	Rubber insert Ø 4,5 mm, 10 pieces
T005 87 137 98	Rubber insert Ø 10,0 mm, 10 pieces

WRK Sets

Order-no.	Model	Description
T005 87 617 30	WRK Set	Reflowset 33 x 33 mm / 24 mm x 24 mm

Scope of supply:

T005 87 130 01		Rubber insert, 10,0 CSF, 3 pieces
T005 87 610 19		Spring, 3 pieces
T005 87 617 09		Vacuum Pick up Ø 10,0 mm
T005 87 617 10		Reflow housing 33 x 33 mm
T005 87 617 12		Reflow housing 24 x 24 mm
T005 87 617 24		VAC-hose, WRK

Order-no.	Model	Description
T005 87 617 31	WRK Set	Reflowset 27 x 27 mm / 20 mm x 20 m

Scope of supply:

T005 87 130 01		Rubber insert, 10,0 CSF, 4 pieces.
T005 87 610 19		Spring, 4 Stk.
T005 87 617 09		Vacuum Pick up Ø 10,0 mm
T005 87 617 11		Entlötgehäuse 27 x 27 mm
T005 87 617 13		Entlötgehäuse 20 x 20 mm
T005 87 617 24		VAC-hose, WVP-WRK


Order-no.	Model	Description
T005 87 617 32	WRK Set	Reflowset 18 x 18 mm / 15,5 mm x 15,5 mm / 12,5 x 12,5 mm / 10 mm x 10 mm

Scope of supply:

T005 87 130 02		Rubber insert, 4,5 CSF/WVP, 3 pieces
T005 87 617 03		Tripod
T005 87 617 08		Vacuum Pick up Ø 4,5 mm
T005 87 617 14		Reflow housing 18 x 18 mm
T005 87 617 15		Reflow housing 15,5 x 15,5 mm
T005 87 617 16		Reflow housing 12,5 x 12,5 mm
T005 87 617 17		Reflow housing 10 x 10 mm
T005 87 617 24		VAC-hose, WVP-WRK

BGA/QFP Rework Systems





Technical Data

WHA 3000P

WHA 3000V

WQB 4000SOPS

Dimensions (B x L x H) mm:	240 x 270 x 170	240 x 270 x 101	
Dimensions (W x L x H) inch:	9,44 x 10,63 x 6,69	9,44 x 10,63 x 3,97	
Mains supply voltage:	230 V	230 V	230 V
Power Output:	700 W	700 W	2300 W
Top heating:			700 W
Heating plate:			large 1600 W (260 x 260 mm) small 400 W (120 x 120 mm) (switchable)
Compressed air supply:	–	400 – 600 kPa gereinigte, trockene Druckluft	400 – 600 kPa gereinigte, trockene Druckluft
Temperature accuracy:	50°C – 550°C +/- 30°C (+ - 54°F)	50°C – 550°C +/- 30°C (+ - 54°F)	continuously variable 50°C – 400°C Control accuracy ±10°C
Air volume hot air:			continuously variable 5 – 50 l/min
Air consumption:	5 – 50 l/min	5 – 50 l/min	60 – 100 l/min
Safety Class:	1 (control unit and hand piece hard grounded)	1 (control unit and hand piece hard grounded)	1
Order-no.	T005 33 346 99	T005 33 366 99	T005 33 706 99

WHA 3000PS Set – The versatile system for repair and rework of fine pitch and BGA components

The WHA 3000P will perform demanding repair tasks on circuit boards with complex fine pitch surface mounted components. The advanced control technology coupled with user-friendly operation, guarantees precision of repair processes. While the sophisticated automatic operation mode guarantees repeatability of the process and increases productivity and quality. Extensive range accessories compliment the machine to promote flexibility. Further Accessories see page 73.

Patented Weller nozzle technology for maximum process control and user friendly operation. The powerful variable speed controlled turbine generates an air volume of up to 50 litres/min. An iron trap so that charge free hot air is directed at the component. Memory space to store up to 10 thermal profiles to ensure process repeatability. Manual operation or operation via PC software.

WHA 3000PS Set

- 700 W Hot air station
- Integrated turbine
- Set with Infrared preheating plate and circuit board holder

 **BGA Hot air nozzles**
page 190-193



Order-no.	Model	Description
T005 33 556 99	WHA 3000PS Set	Hot air station

Scope of supply:

1	T005 33 346 99	WHA 3000P	700 W Hot air station with integrated turbine
2	T005 33 165 99	WBHS	Circuit board holder with pivoting stand
3	T005 33 386 99	WHP 3000	Infrared preheating plate, 600 W

WHA 3000P

- 700 W
- Hot air station with turbine

 **BGA Hot air nozzles**
page 190-193



Order-no.	Model	Description
T005 33 346 99	WHA 3000P	700 W Hot air station with turbine

BGA/QFP Rework Systems

WBHS Circuit board holder with a pivoting stand for the HAP 3000 hot air pencil. Circuit boards upto 310 mm x 320 mm can be accommodated. The circuit board holder ensures that the hot air pencil is vertical to the printed circuit board under repair and the pivoting stand allows the HAP 3000 hot air pencil to be raised and lowered precisely onto the component being reworked.



WBHS

- Circuit board holder with a pivoting stand
- For boards upto 310 x 320 mm

Order-no.	Model	Description
T005 33 165 99	WBHS	Circuit board holder with a pivoting stand

WHA 3000VS Set

- 700 W
- For use with inert gas



Figure shows WHA 3000V

 [Hot air nozzles page 190-193](#)

Order-no.	Model	Description
T005 33 596 99	WHA 3000VS Set	700 W Hot air station

Scope of supply:

T005 33 366 99	WHA 3000V	Hot air station 700 W for use with inert gas
T005 33 165 99	WBHS	Circuit board holder with pivoting stand
T005 33 386 99	WHP 3000	Infrared preheating plate, 600 W

WHP 3000 Infrared preheating plate

- 600 W, 230 V
- Temperature range 120 x 190 mm
- Temperature range 50°C – 400°C
- Digital display for set and actual temperature
- Digitally controlled
- 3 Infrared high temperature ceramic elements for fast and efficient heat up
- 2 heated zones can be selected
- External sensor (accessory) connectable
- RS 232-Interface cable e.g. for connection to WHA 3000 hot air station
- Easy Fix board holder (as WHP 200 see page 80)



Order-no.	Model	Description
T005 33 386 99	WHP 3000	Infrared preheating plate 600 W / 230 V with Easy Fix board holder

WHP 3000 Infrared preheating plate

- 1200 W, 230 V
- Temperature range 190 x 245 mm
- Temperature range 50°C – 400°C
- Digital display for set and actual temperature
- Digitally controlled
- 3 Infrared high temperature ceramic elements for fast and efficient heat up
- 2 Easy Fix board holder (as WHP 200 see page 80)



Order-no.	Model	Description
T005 33 646 99	WHP 3000	Infrared preheating plate 1200 W / 230 V with Easy Fix board holder

Accessory:


T005 31 191 99		RS 232 Interface cable
T005 31 190 99		K-Thermoelement 0,5 mm
T005 33 165 99	WBHS	Circuit board holder with pivoting stand
T005 33 164 99	WBH	Circuit board holder without pivoting stand

BGA/QFP Rework Systems

Weller WQB Rework System

The WQB 4000 SOPS rework system upgrades the Weller product range in the SMD tool sector. A well thought-out design concept combines reliability and maximum process control with ease of use and technically mature detail solutions. Usefull accessories increase the possible uses of these repair work stations. For the universal circuit board repair of BGA, QFP and SMD components, it is necessary to preheat the circuit board effectively from below and from above to precisely heat the components to be repaired to the reflow temperature as well as to reliably control the process. On the WQB 4000 the temperature regulated 2-Zone infrared bottom heater provides rapid warm-up and homogeneous substrate temperatures. The hot air top heater, with digital control electronics for temperature monitoring and regulation of the air flow rate, facilitates the finely metered supply of heat to the components.

A temperature sensor placed directly in the hot air nozzle efficiently regulates the top heater and thus provides maximum process control. On the digital programming unit all process steps can be programmed, saved and if necessary protected against unauthorized use as required. The most important process parameters are optionally displayed on the LC display during operation. Camera with two-color lighting for exact positioning.




WQB 4000SOPS

- 2300 W / 230 V
- BGA/SMT Rework system
- For components placing with camera support placing system



BGA Hot air nozzles
page 194



Order-no.	Model	Description
T005 33 706 99	WQB 4000SOPS	BGA/SMT Rework system 2300 W / 230 V

Scope of supply:

Base unit with top heater, bottom heater, control electronics and pneumatic unit

Infrared radiation 1600 W

Positioning unit with digital camera and split optic

Circuit board holder with fine adjustment in X and Y direction

Temperature sensor PT 100

Nozzle change tool

Thermoelement type K 0,1 mm

5 pcs. Vacuum inserts Ø 4,5 mm

5 pcs. Vacuum inserts Ø 10,0 mm

Reducer insert for the vacuum pickup

Software WQB 4000 CONTROL and WQB 4000 SOPS

USB cable

Calibration tool

Vacuum pick up with 2 changeable vacuum inserts

Mains cable

2 m connecting tube for compressed air

Instruction manual

Max. PC board size 450 x 500 mm


Accessories for für WQB 4000SOPS, WQB 3000OPS, WQB 3000 and WHA 3000 PS / VS

Clamping set



Order-no.	Description
T005 87 549 24	Clamping set for irregluar shaped circuit boards (e.g. mobilephones, video/digital camera boards, etc.)

Support



Order-no.	Description
T005 87 557 45	Support for large circuit boards

Adjustable circuit board stop



Order-no.	Description
T005 87 548 73	WQB 3000 Adjustable circuit board stop
T005 87 559 56	WQB 4000 Adjustable circuit board stop

Downholder



Order-no.	Description
T005 87 557 41	Spring-loaded downholder with magnet stand

Temperature sensor

Order-no.	Description
T005 87 549 48	Temperature sensor



Thermoelement

Order-no.	Description
T005 87 557 82	Thermoelement type K, Ø 0,1 mm
T005 31 190 99	Thermoelement type K, Ø 0,5 mm



NQ-Adapter

Order-no.	Description
T005 87 549 70	NQ adapter for WQB 2000/3000/4000



Vacuum insert

Order-no.	Description
T005 87 137 99	Vacuum insert Ø 4,5 mm, 10 Stück
T005 87 137 98	Vacuum insert Ø 10,0 mm, 10 Stück

Accessories for Temperature Measuring and Calibration

WCB 2 Measuring and Calibration Box

The WCB 2 is an external input unit for programming additional functions. It works with every digital Weller station. The setting is fast and easy. Battery powered supply makes the box independent from any mains and easy to transport. The WCB 2 has an PC interface (RS 232) and an integrated temperature gauge for thermo couple type K (accessory). The functions are:

WCB 2 Measuring and Calibration Box

- OFFSET: Correction value for soldering tip temperature
- SETBACK: Reduction of the set temperature after a specified period of time
- LOCK: Locking the set temperature
- °C/°F: Switching temperature display °C/°F
- WINDOW: Setting a set value window.
If the actual temperature is within the set value window a potential-free contact is activated
- Temperature measuring tips are available for each soldering iron



Order-no.	Model	Description
T005 31 180 99	WCB 2	Calibration unit

Scope of supply:

Calibration unit
Battery 4 x 1,5 V

Accessories:

T005 31 184 99	Network adapter 230 V, 50 Hz
T005 31 190 99	Thermoelement type K, ø 0,5 mm
T005 31 191 99	Interface Cable RS 232

WTT 1 Temperature Measuring Unit

The WTT 1 digital temperature measuring system has been specially designed for measuring the temperature of soldering iron tips. The probe has a double sensor system and an own internal heat source. The measured temperature is fed to a control system that records the flow of heat in the probe and stabilises it with the aid of the internal heat source. This design ensures that no heat is drawn by the probe from the object to be measured. Erroneous measurements due to the large thermal load of the probe are thus prevented.

The measured temperature is indicated on a three-digit LED display to a resolution of 1°C. A red dot in the display is used to indicate the measured value and simplifies the reading of the measured temperature. An adjustable pre-heat temperature ensures a rapid response even at high temperatures. Different methods of equipotential bonding and the ESD appropriate design of the control unit and probe supplement the quality of this measuring unit.



WTT 5 Temperature measuring system

- Temperature range
50°C –500°C
- Tolerance +/- 5°C
- Dimensions 166 x 115 x 101 mm
(L x W x H)

Order-no.	Model	Description
T005 31 246 99	WTT 1	Temperature measuring system
Scope of supply:		Power unit
T005 29 109 99		Sonde für WTT 1

Temperature Measuring System

- Connection to WCB 2
calibration unit
- For measuring soldering tip
temperature



Order-no.	Model	Description
T005 13 832 99		For connection to unit WCB 2 or all other temperature measure instruments with K2 sensor port.

Accessories Preheating plates

Preheating plates are used to preheat circuit boards under repair to reduce the possibility of thermal damages and to reduce the heat requirement of the soldering tool for speeding up the repair process.

WHP 80 Preheating plate

- 80 W, 24 V
- Heating surface 80 x 50 mm
- Temperature range 50°C-200°C
- For all Weller stations with min. 80 W
- Size housing 150 x 120 x 65 mm (L x B x H)



Order-no.	Model	Description
T005 27 028 99	WHP 80	Preheating plate 80 W, 24 V, 80 x 50 mm

WHP 1000 Preheating plate

- 1000 W, 24 V
- Heating surface
- Temperature range
- RS 232 Interface e.g. for connection to Weller hot air stations WHA 3000
- Digital display for set and read temperature
- Element Type K (accessory) connectable



Order-no.	Model	Description
T005 33 648 99	WHP 1000	Preheating plate 1000 W, 230 V, 220 x 150 mm

WHP 200 Infrared preheating plate

- 200 W, 24 V
- Heating surface 120 x 60 mm
- Temperature range 50°C - 400°C
- Digital display for set and read temperature
- Electronic temperature control
- Infrared high temperature ceramic elements for fast and efficient heat up
- 2 Easy Fix board holder
- ESD safe



Order-no.	Model	Description
T005 33 716 99	WHP 200	Preheating plate 200 W, 230 V, 120 x 60 mm with easy fix board holder

WHP 3000 Infrared preheating plate

- 600 W, 230 V
- Heating surface 120 x 190 mm
- Temperature range 50°C - 400°C
- Digital display for set and read temperature
- Electronic temperature control
- 3 Infrared high temperature ceramic elements for fast and efficient heat up
- Two heated zones can be selected
- Element Type K (accessory) connectable
- RS 232 Interface e.g. for connection to Weller hot air stations WHA 3000
- 2 Easy Fix board holder (as WHP 200 page 80)



Order-no.	Model	Description
T005 33 386 99	WHP 3000	Infrared preheating plate 600 W / 230 V with Easy Fix board holder

WHP 3000 Infrared preheating plate

- 1200 W, 230 V
- Heating surface 190 x 245 mm
- Temperature range 50°C - 400°C
- Digital display for set and read temperature
- Electronic temperature control
- 3 Infrared high temperature ceramic elements for fast and efficient heat up
- 2 Easy Fix board holder (as WHP 200 page 80)



Order-no.	Model	Description
T005 33 646 99	WHP 3000	Infrared preheating plate 1200 W, 230 V with Easy Fix board holder


Accessories:

T005 31 191 99		RS 232 Interface Cable
T005 31 190 99		Thermoelement Type K 0,5 mm
T005 33 165 99	WBHS	PC board holder with pivoting stand
T005 33 164 99	WBH	PC board holder without stand

Accessories PCB Board Holders

USB Microscope


- Microscope with digital camera and USB interface
- Adjustable work stand
- Application software
- Resolution: 1280 x 1024 MP
- Interface: USB 2.0
- Magnification: 20X – 90X
- Sensor 1/3" Color CMOS
- Video frame rate: up to 30 Fps
- Illumination: 8 build-in Hightech LEDs
- LED on/off controlled by software
- Save file format: BMP...
- Dimensions: 100 mm (L) x 32 mm (D)
- Cable length: approx. 1,8 m



Order-no.	Model	Description
T005 13 835 99		USB Microscope with digital camera and adjustable work stand

ESF 120ESD PCB board holder

- Max. size 160 x 235 mm
- Rotates through 360° in increments of 15°
- Spring clamp
- Cushioned arm for component fixing



Order-no.	Model	Description
T005 15 026 99	ESF 120ESD	PCB board holder

WBH 2 PCB board holder

- Max. size 310 x 320 mm



Order-no.	Model	Description
T005 33 167 99	WBH2	Board holder without stand

WBHS PCB board holder with stand

- Max. size 310 x 320 mm
- Board positioning in X and Y directions
- For single and doublesided boards
- Stand to mount hot air pencil HAP 3000
- Preheating plate WHP 3000 could be fitted under the board holder



Order-no.	Model	Description
T005 33 165 99	WBHS	PCB board holder with stand for WHA 3000P + WHA 3000V

Stand of WBHS

Order-no.	Description
T005 33 166 99	Stand of WBHS

WBH PCB board holder without stand

- Same as WBHS, but without stand




Order-no.	Model	Description
T005 33 164 99	WBH	PCB board holder without stand

Accessories for WBHS, WBH, WQB and BGA/QFP Rework system



Order-no.	Description
T005 87 548 73	Adjustable circuit boarder stop



T005 87 557 45	Support for large dimensioned circuit boards
----------------	--



T005 87 557 41	Downholder for circuit boards
----------------	-------------------------------



T005 87 549 24	Clamping set for irregular shaped circuit boards (e.g. mobile phones, video/digital camera boards, etc.)
----------------	--

Accessories Soldering Bathes

Rework preparation tool e.g. for tin coating of wire ends and cleaning of leads and wires from excess and dirt.
All soldering baths are suitable for leadfree solder.

W101 H Soldering Bath

- 100 W, 230 V
- Inside Ø 17,4 mm, depth 22 mm
- Different temperatures available
- Magnastat temperature control
- Horizontal stand
- For lead free solder



Order-no.	Model	Description
T005 61 093 99	W101 H	Miniature soldering bath 100 W, 230 V

Scope of supply:

Miniature soldering bath with 330°C insert and horizontal stand

Accessories:

T005 11 706 99	Insert for temperature 285°C
T005 11 707 99	Insert for temperature 330°C
T005 11 708 99	Insert for temperature 380°C
T005 11 709 99	Insert for temperature 450°C

WSB 80 Soldering Bath

- 80 W, 24 V
- Inside Ø 20 mm, depth 25 mm
- Temperature range 50°C – 450°C
- Connectable to all Weller 80 W digital stations
- V2A tray to guard against dripping solder residue
- Size housing: 150 x 120 x 65 mm (L x B x H)
- Heat-up time ~ 7 min (50°C – 350°C)
- For lead free solder



Order-no.	Model	Description
T005 27 040 99	WSB 80	Soldering bath 80 W, 24 V

WSB 150 Soldering Bath

- 150 W, 24 V
- Lötbadgröße: 58 x 33 x 19 mm (L x B x H)
- Temperature range 50°C – 450°C
- Connectable to all Weller 150 W digital stations
- V2A tray to guard against dripping solder residue
- Size housing: 150 x 120 x 65 mm (L x B x H)
- Heat-up time ~ 11 min (50°C – 350°C)
- For lead free solder


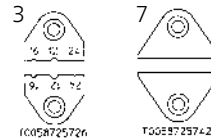


Order-no.	Model	Description
T005 27 042 99	WSB 150	WSB 150 Soldering bath 150 W, 24 V

The Weller WST 82 temperature controlled thermal stripping tool is suitable to all 80 W Weller stations. It strips off thermoplastic insulation materials by using precisely shaped stripping blades. The stripping length is adjustable up to 30 mm. Optimal temperature control via power unit (accessory).

Thermal stripping tool WST 82 KIT1

- Suitable to all 80 W Weller stations
- Für Flachbandkabel und Runddrähte geeignet



Order-no.	Model	Description
T005 25 032 99	WST 82 KIT1	Thermal stripping tool 80 W, 24 V

Scope of supply:

	Thermal stripping tool WST 82
T005 87 250 34	Brush
7 T005 87 257 42	Cutting knife set
3 T005 87 257 26	Knife Set AWG 12, 16, 24
	Safety rest

Thermal stripping tool WST 82 KIT2

- Suitable to all 80 W Weller stations
- Flex cord for 1,5 - 3,5 m working distance
- Für Flachbandkabel und Runddrähte geeignet

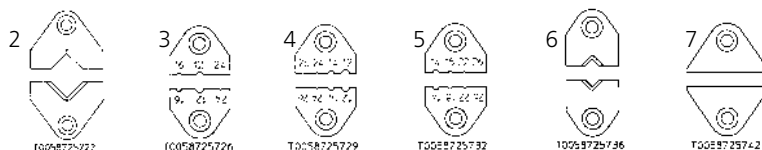


Order-no.	Model	Description
T005 25 031 99	WST 82 KIT2	Thermal stripping tool 80 W, 24 V with flexcord for wider operation range

Scope of supply:

	Thermal stripping tool WST 82
1 T005 87 250 34	Brush
6 T005 87 257 36	V-Knife Set 4,25 mm x 2 mm
	Safety rest

Accessories WST 82



Order-no.	Description
2 T005 87 257 22	Universal knife set 9 mm x 2 mm
3 T005 87 257 26	Knife set AWG 12, 16, 24 (2,0, 1,3, 0,51 mm)
4 T005 87 257 29	Knife set AWG 12, 14, 24, 26 (2,0, 1,6, 0,51, 0,4 mm)
5 T005 87 257 32	Knife set AWG 14, 18, 22, 26 (1,6, 1,02, 0,64, 0,4 mm)
6 T005 87 257 36	V-Knife set AWG 4,25 mm x 2 mm
7 T005 87 257 42	Cutting knife set, width 23 mm

Accessories Desoldering Pumps

With the hand-held desoldering pumps a vacuum is produced by means of a piston, cylinder and spring force. The piston is tensioned manually and secured automatically. The piston is moved back suddenly by pressing the release button and a vacuum is created briefly so that the soldered joint is freed of liquid solder.

SA 21A Manual desoldering pump

- Length 200 mm
- Metal housing
- antistatic



Order-no.	Model	Description
SA21A	SA 21A	Manual desoldering pump
Accessories:		
	SA 21A1	Entlötlitze antistatisch für SA 21A

PS 100A Manual desoldering pump

- Length 150 mm
- Strong vacuum, minimal rebound
- Metal housing
- antistatic (mit Spitze PS 1001A)



Order-no.	Model	Description
PS100A	PS 100A	Manual desoldering pump
Accessories:		
	PS 1001A	Desoldering tip antistatic for PS 100A

PS 200A Manual desoldering pump

- Length 200 mm
- Strong vacuum, minimal rebound
- Metal housing
- antistatic (with tip PS 2001A)



Order-no.	Model	Description
PS200A	PS 200A	Manual desoldering pump
Accessories:		
	PS 2001A	Desoldering tip antistatic for PS 200A

Vakuumpen

For easy pick and place of delicate SMD components. The vacuum pen avoids stress and damages to the leads. The versatile compact sized pen is independent from compressed air or batteries.



WLSK 200 Vacuum-Pen

Order-no.	Model	Description
WLSK200	WLSK 200	Vacuum-Pen

Accessories:

WLSK200T18	WLSKT 18	Replacement with tip, rubber 3,2 mm
WLSK200T38	WLSKT 38	Replacement with tip, rubber 9,5 mm
KDS260S	KDS 260S	Replacement rubber Ø 3,2 mm
KDS260M	KDS 260S	Replacement rubber Ø 6,4 mm
KDS260L	KDS 260L	Replacement rubber Ø 9,5 mm

SD 1000 Solder Dispenser

- For use of coils up to 1000 g and
- Length 95 mm, core Ø > 17 mm
- Length 70 mm, core Ø > 12 mm
- Length 84 mm, core Ø < 12 mm



Order-no.	Model	Description
T005 13 017 99	SD 1000	Solder Dispenser

ABW 2 Extension for additional reel

- For use of coils up to 1000 g and
- Length 95 mm, core Ø > 17 mm
- Length 70 mm, core Ø > 12 mm
- Length 84 mm core Ø < 12 mm



Order-no.	Model	Description
T005 13 013 99	ABW 2	Extension for additional reel, to be fixed on SD 1000

Accessories Cleaning Tools

The solution for cleaning from lead free solder!

When using lead free it will be experienced an increased oxidation in the wettable area of the tip. These oxides must be removed regularly otherwise it will make the tip completely unwettable and not usable anymore. When cleaning the tip by means of the Weller WDC Dry Cleaner a special brass wool is used. First the surplus solder is removed by tapping the tip on the soft edge of the collector box. The final cleaning is then done by pushing and turning the tip in the brass wool. After cleaning there is still a fine rest of solder on the tip avoiding fast oxidation of the iron layer which is an advantage versus the cleaning by the wet sponge. The brass wool can be soaked in flux which may improve even the performance. Further informations for cleaning you can find on page 154/155.

WDC Dry cleaner

- No-clean Flussmittel
- Minimierung der Spitzenerosion
- Flussmittelanteil: 3,5 %
- Verdoppelung der Lötspitzenstandzeiten
- Superior wetting properties
- Reduced spring effect - less solder splashes



Order-no.	Model	Description
T005 15 124 99	WDC	Trockenreiniger für Lötspitzen mit Messing Reinigungswolle

Accessories:

T005 13 840 99	Brass cleaning wool for WDC (2 pieces)
T005 13 824 99	Metal wool for WDC 2 (2 pieces)

WDC 2 Dry cleaner



Order-no.	Model	Description
T005 15 125 99	WDC 2	Dry Cleaner for WDH safety rests with brass cleaning wool

Accessories:

T005 13 841 99	Brass cleaning wool for WDC (2 pieces)
T005 13 825 99	Metal wool for WDC 2 (2 pieces)

Stainless steel brush



Order-no.	Model	Description
T005 13 827 99		Stainless steel brush (3 pieces)

WPB 1 Grindstone

- Cleaning only possible in cold state of the soldering tip.
- Further informations for cleaning you can find on page 154/155.



Order-no.	Model	Description
WPB1	WPB1	Grindstone for removal of compact oxid films on soldering tips.

WSW Lead free solder wire for longer tip lifetime

- Soldering wire with integrated flux core
- Superior wetting properties
- Cost reduction due to reduction in tip change frequency
- Not flux soaked - no process pollution
- Reduced spring effect - less solder splashes
- Reduction of service costs for removing of oxidised layers
- Further informations for cleaning you can find on page 154/155.



Order-no.	Model	Description
T005 13 842 99	WSW	Löt draht Ø 0,5 mm, 250 g
T005 13 843 99	WSW	Löt draht Ø 0,8 mm, 250 g
T005 13 845 99	WSW	Löt draht Ø 1,0 mm, 250 g

Tip-Activator

- Cleaning only possible in hot state of the soldering tip.
- Further informations for cleaning you can find on page 154/155.



Order-no.	Model	Description
T005 13 031 99	Tip-Activator	For regeneration of oxidized tips.

Accessories Cleaning Tools

WDC Dry cleaner

■ Further informations for cleaning you can find on page 154/155.



Order-no.	Model	Description
T005 15 126 99	WDC	Dry cleaner
Scope of supply:		
1 T005 15 124 99	WDC	Weller Dry Cleaner
2 T005 13 031 99		Tip Activator
3 T005 13 827 99		Stainless steel brush
4 WPB 1		Grindstone

WDC 2 Dry cleaner

■ Further informations for cleaning you can find on page 154/155.



Order-no.	Model	Description
T005 15 127 99	WDC 2	Dry cleaner
Scope of supply:		
1 T005 15 124 99	WDC 2	Weller Dry Cleaner
2 T005 13 031 99		Tip Activator
3 T005 13 827 99		Stainless steel brush

The desoldering wires consists of a copper net with flux.
The special surface treatment allows efficient solder removal.



Desoldering Wires

Order-no.	Model	Description
T005 13 010 99	Desoldering wire	1,6 m coil, width 1,5 mm
T005 13 011 99	Desoldering wire	1,6 m coil, width 2 mm
T005 13 012 99	Desoldering wire	1,6 m coil, width 2,5 mm
T005 13 028 99	Desoldering wire	15 m coil, width 2,5 mm
T005 13 026 99	Desoldering wire	30 m coil, width 1,5 mm
T005 13 027 99	Desoldering wire	30 m coil, width 2 mm

Liquid flux

- Without brush.
- Typ 1.1.3.AF-SW32, EN29 454
- Remaining flux is not corrosive



Order-no.	Description
T005 13 061 99	Liquid flux (100 ml)

Liquid flux

- With brush



Order-no.	Description
T005 13 826 99	Liquid flux RMA (15 ml)

The Spot-Mask is a material to protect connectors of PCBs from tinning during the reflow process. For manual rework the Spot-Mask is easily applied and removed. Mechanical fixture after 6 min, hardened after 2-3 hours by 20°C, 1 hour by 95°C.

Spot-Mask

- Stockable 12 months.
- Suitable for lead free applications.



Order-no.	Model	Description
SM15748BK	Spot-Mask	Suitable for lead free applications.

Extension cord



Order-no.	Description
T005 32 099 99	Extension cord 2-wire, 4 m for, Soldering iron TCPS
T005 25 098 99	Extension cord 5-wire, 4 m, up to 50 W for Soldering iron LR 21, MLR 21, WTA 50
T005 26 098 99	Extension cord 7-wire, 3 m, up to 80 W, for Soldering iron WMP, WP 80, WSP 80

Why Fume Extraction ?

Many work environments today, including soldering, adhesives, welding and laser applications, create particles and gases that can be harmful to the work place and the environment. Most people thought that the move to leadfree soldering would be more nature friendly. In reality leadfree soldering smoke emissions contain more breathable fine dust particles. More and smaller particles are produced due to the higher working temperatures required and because more flux is used in the soldering process.

In many countries legal regulations governing clean air in the work place require that hazardous substances are removed from the air in order to avoid harmful effects on people and machines.

It is important to use the correct safety equipment to remove these hazardous substances. Fine particles are more dangerous to inhale than big particles as they get caught more easily and block the alveoli in the lungs.

To protect the operator it is important to use an extraction system that is able to separate these particles and gases and then re-circulates the cleaned air back into the work place. This saves energy and reduces energy costs.

- The smaller the particles are, the deeper they penetrate into the respiratory system
- The deeper the particles penetrate, the higher are the health risks
- The smallest particles travels via alveoli into the bloodstream

Fine dust accumulation in the human body



Heavy dust
Sand 10.000 µm



Fog
Hair 100 µm




Fibres
Pollen 10 µm



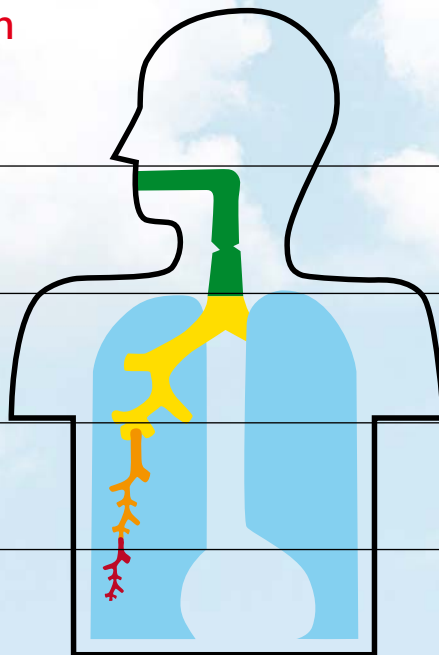
Bacteria
Pigments 5 µm



Smog
Asbestos dust > 1 µm



Viruses < 0,5 µm



Fine dust filter EN 779 F 5
for standard applications

Fine dust filter EN 779 F 7
for applications with high flux content.

HEPA Filter EN 1822 H 12
HEPA Filter EN 1822 H 13
Filter for clean rooms 1000 – 100

90 minutes soldering with leadfree solder wire

before

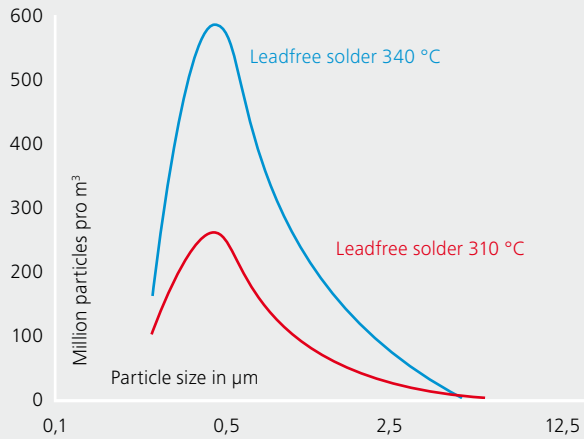


after

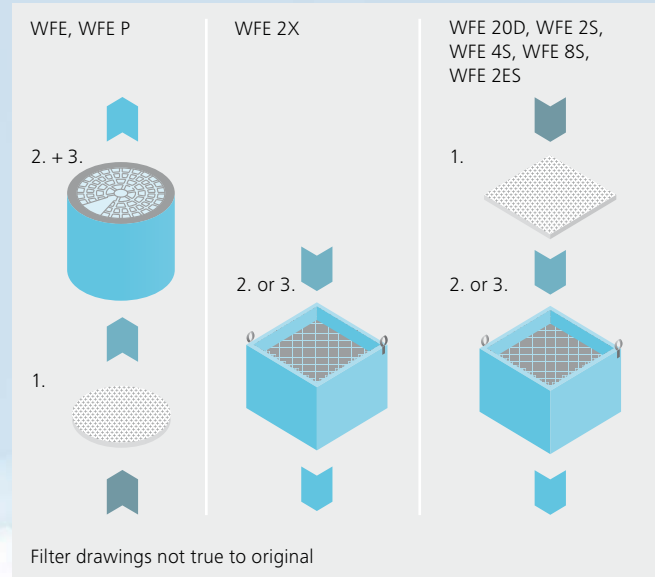


Pollution concentration

Increasing soldering temperature causes higher pollutant concentration of small particles!



Filter process



Filter classes and recommended applications

1. Fine dust filter

For standard applications with a small amount of flux and pollution gases with high solid content, Weller offers filter classes F 5 or F 7.

2. Compact filter consisting of: HEPA filter

Filter particles up to 0,3 µm. Weller® offers HEPA (High Efficiency Particulate Air) filters of class H 12 and H 13, medium filtration efficiency 99,5% / 99,95%.

Wide band gas filter

Wide band gas filter
For cleaning harmful fumes and vapours. The Weller wide band gas filter consists of 50% active carbon and 50% Puratex. Harmful gases with a high molecular weight are cleaned by the active carbon. Puratex is suitable for absorbing gases of lower molecular weight. Because of its composition, Puratex is able to convert a large number of chemical pollutants by means of molecular modification into non-polluting gases.

3. Gas filter (option)

The gas filter is used for extracting adhesive fumes and solvents. Experience has shown that filtering suspended particles is not so vital in this respect. The gas filter is filled with 50% active carbon and 50% Puratex. The HEPA H 12 and H 13 is omitted.

Medium filtration efficiency Em % against particle size 0,12 µm



Solutions for Fume Extraction – For clean air

Weller offers two extraction solutions:

Volume Extraction



Set up your volume extraction solution with our new configurator for iPad:

- Larger areas can be covered
- Low maintenance
- Mobile
- Quick & easy installation
- Economic for 1 to 8 work places
- Remote control



More suitable for applications involving, for example, solder baths, hot air soldering, micro solders and gluing work. Weller offers various mobile systems that purify the air up to a maximum of 8 workplaces.

Weller Easy-Click-60 Example for installation



Tip Extraction



- Less investment per work place
- Collect pollution direct at source
- Up to 20 collection points with one system (200 m apart)
- Ergonomic friendly with easy access to work piece
- No noise
- Minimal air movement



Weller® FE (Fume extraction) soldering irons have a smoke tube integrated into the handle. When soldering the tube is positioned directly above the joint and collects any fumes produced. Fume extraction attachments can be retro fitted to non fume extraction



- Volume extraction with extraction arms
- Low underpressure
- High volume flow rate

For 1 extraction arm ø 60

- Volume flow rate = 50 – 80 [m³/h]
- Underpressure = 300 – 700 [Pa]

For 6 extraction arms ø 60

- Volume flow rate = 300 – 480 [m³/h]
- Underpressure = 300 – 700 [Pa]



Weller Easy-Click-60 connection elements for quick and easy installation for volume extraction



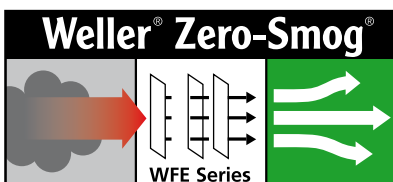
- The tube is positioned directly above the joint and collects any fumes produced.
- High underpressure
- Low volume flow rate

For 1 FE soldering iron

- Volume flow rate = 1 – 1,5 [m³/h]
- Underpressure = 10.000 [Pa]

For 25 soldering irons

- Volume flow rate = 25 – 30 [m³/h]
- Underpressure = 10.000 [Pa]



Volume Extraction

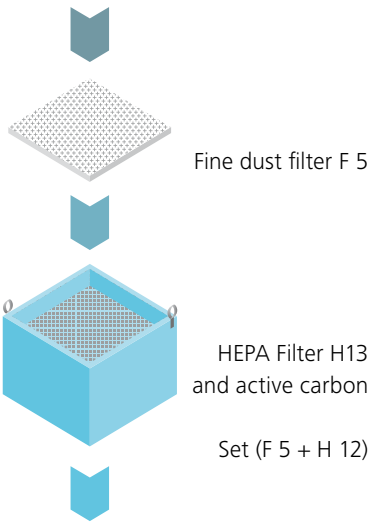


WFE 2ES



WFE 2X


Spare filter



Sloped nozzle



Accessory



Extraction arms Sets



KIT 1 WF Nozzle sloped 60 mm

KIT 1 S WF

KIT 1 WF Funnel

KIT 1 WF 32

KIT 1 WF 60

Accessories Installation



Extraction arm



Extraction arm 32 mm incl. nozzle



Adapter Kit 50-60 mm



WFV Stop valve



Extraction hose 1 m, 3 m, 5 m



Adapter 60/50



WFE 2S



WFE 4S



Remote control



Adapter




ø 75 mm on Easy-Click 60

End cap




Easy-Click 60,
60 mm

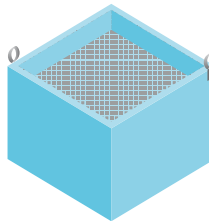
Spare filter



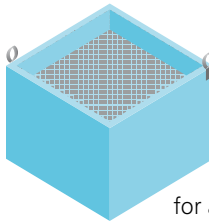
Fine dust filter F 5
T005 87 359 37 (4V)
T005 87 358 37 (6V)



Fine dust filter F 7
T005 87 359 38 (4V)
T005 87 358 36 (6V)



Compact filter
T005 87 359 36 (4V)
T005 87 358 38 (6V)



Compact filter
for adhesive fumes
T005 87 358 95 (4V)
T005 87 358 35 (6V)

Filter



Pre filter box



Pocket
filtering ash



Filtering ash for
sticky of arrears

Interface cable



RS 232



Female adapter



Male adapter



T-piece with 2 male
and 1 female adapter



Hose connector,
angle



Hose connector,
straight

Volume Extraction

Technical data

WFE 2ES



WFE 2X



Dimensions L x B x H (mm):	320 x 320 x 395	460 x 610 x 210
Weight	9kg	15kg
Voltage	230V, 50Hz / 120 V, 60 Hz	100-240 V, 60 Hz
Sound level in 1m		54dB (A)
Electrical power	115 VA	175 VA
Max. volume		100 m3/h
Max. vacuum	1800 Pa	2.300 Pa
Max. capacity	220 m3/h	100 m3/h
Fine dust filter	Fine dust filter F 5	
Filter	HEPA Filter H13 and active carbon (Set F 5 + H 12)	HEPA Filter H 13, wide band gas filter (50% active carbon, 50% Puratex)

WFE 2S



WFE 4S



Dimensions L x B x H (mm):	320 x 320 x 395	450 x 450 x 650
Weight	19kg	40 kg
Voltage	230 V/50 Hz (120 V/ 60 Hz)	230 V / 50 Hz
Sound level in 1m		51 dB (A) in 1 m
Electrical power	275 VA	460 VA
Max. volume	230 m3/h	615 m3/h
Max. vacuum	2700 Pa	2800 Pa
Max. capacity	230 m3/h	615 m3/h
Fine dust filter	Fine dust filter F 7	Fine dust filter F 7
Filter	Compact filter HEPA filter H 13 EN 1822 and 50% active carbon, 50% Puratex	Compact filter HEPA filter H 13, active carbon, 50% Puratex

Volume Extraction



- Low maintenance
- Flexible
- Quick and easy installation
- For different applications

For applications where volume extraction is more suitable, e.g. solder baths, hot air soldering, micro solders and gluing work, Weller offers the mobile systems WFE 2S and WFE 4S. The units purify the air upto 8 workplaces. A wide range of accessory is available for each system.



WFE 2S

- For upto 4 workplaces

Order-no.	Model	Description
T005 36 266 99	WFE 2S	Mobile fume extraction unit 230 V / 50 Hz, for volume extraction with built in turbine

Scope of supply:

Fume extraction unit 230 V / 50 Hz
Filter (HEPA filter H 13 and wide band gas filter 50% active carbon / 50% Puratex)
Fine dust filter F 7



WFE 2S

- Includes adhesive fume filter
- For upto 4 workplaces

Order-no.	Model	Description
T005 36 466 99	WFE 2S	Mobile fume extraction unit 230 V / 50 Hz for volume extraction with built in turbine with adhesive fume filter

Scope of supply:

Fume extraction unit 230 V / 50 Hz
 Filter for adhesive fumes (wide band gas filter
 50% active carbon / 50% Puratex)
 Fine dust filter F 7

Volume Extraction

WFE 2S Kit 1

- For upto 4 workplaces
- Set with 1 Extraction arm and Sloped nozzle



Order-no.	Model	Description
T005 36 436 89	WFE 2S Kit 1	Mobile fume extraction kit 230 V / 50 Hz for 1 workplace - upgrading to 4 workplaces possible with further accessories

Scope of supply:

T005 36 266 99	WFE 2S Kit 1	Fume extraction unit 230 V / 50 Hz Compact filter (HEPA filter H 13 and wide band gas filter 50% active carbon / 50% Puratex) Fine dust filter F 7
T005 36 572 99		Kit 1 WF Sloped 60 for volume extraction (50% Active carbon , 50% Puratex)

Consists of:

T005 36 578 99		Extraction arm
T005 36 577 99		Sloped nozzle
T005 36 574 99		Stop valve
T005 36 575 99		Bench mounting bracket
T005 36 576 99		Extraction hose

WFE 2S Kit 2

- For upto 4 workplaces
- Set with 2 Extraction arms and Sloped nozzle



Order-no.	Model	Description
T005 36 456 89	WFE 2S Kit 2	Mobile fume extraction kit 230 V / 50 Hz for 1 workplace - upgrading to 4 workplaces possible with further accessories

Scope of supply:

T005 36 266 99	WFE 2S Kit 2	Fume extraction unit 230 V / 50 Hz Compact filter (HEPA filter H 13 and wide band gas filter 50% active carbon / 50% Puratex) Fine dust filter F 7
2 x T005 36 572 99		KIT 1 WF Sloped 60 for volume extraction

Consists of:

2 x T005 36 578 99		Extraction arm
2 x T005 36 577 99		Sloped nozzle
2 x T005 36 574 99		Stop valve
2 x T005 36 575 99		Bench mounting bracket
2 x T005 36 576 99		Extraction hose

WFE 2ES Set

- For max. 2 workplaces
- Set with 1 Extraction arm and Funnel nozzle
- Economy solution



Order-no.	Model	Description
T005 36 516 89	WFE 2ES Set	Mobile solution for volume extraction for max. 2 workplaces, quick and easy to install for 1 workplace

Scope of supply:

T005 36 506 99	WFE 2ES	Fume extraction unit - Compact filter, consists of: HEPA filter H 12, active carbonate foam, Fine dust filter F 5
T005 36 571 99		KIT 1 WF Funnel 60 for volume extraction

Consists of:

T005 36 578 99		Extraction arm
T005 36 577 99		Sloped nozzle
T005 36 574 99		Stop valve
T005 36 575 99		Bench mounting bracket
T005 36 576 99		Extraction hose

WFE 2ES

- For max. 2 workplaces
- Economy solution



Order-no.	Model	Description
T005 36 506 99	WFE 2ES	Fume extraction unit 230 V with wide band gas filter

Volume Extraction

WFE 2X Kit

- For max. 2 workplaces
- Set with 1 Extraction arm and Sloped nozzle



Order-no.	Model	Description
T005 36 589 99	WFE 2X Kit	Mobile fume extraction unit 100-240 V with Sloped stativ extraction arm for 1 workplace

Scope of supply:

T005 36 588 99	WFE 2X	Fume extraction unit 100-240 V / 50/60 Hz
T005 36 579 99		KIT 1 WF 60 Sloped stativ extraction arm for volume extraction

Consists of:

T005 36 598 99		Stativ extraction arm without valve
T005 36 575 99		Bench mounting bracket
T005 36 576 99		Extraction hose
T005 36 577 99		Sloped nozzle

WFE 2X

- For max. 2 workplaces



Order-no.	Model	Description
T005 36 588 99	WFE 2X	Fume Extraction Unit 230 V / 50 Hz for volume extraction

Scope of supply:

		WFE 2X Fume extraction unit 100-240 V / 50/60 Hz Active carbon (HEPA Filter H13, wide band gas filter (50% Active carbon / 50% Puratex))
--	--	---



WFE 4S

- For upto 6 workplaces
- 1 connection included
- Further connections must be ordered separately

Order-no.	Model	Description
T005 36 256 99	WFE 4S	Mobile fume extraction unit 230 V / 50 Hz, for volume extraction with built in turbine

Scope of supply:

	Fume extraction unit 230 V / 50 Hz
T005 87 358 38	Compact filter, consists of HEPA filter H 13 and wide band gas filter (50% Active carbon, 50% Puratex)
T005 87 358 37	Fine dust filter F 5



WFE 4S

- Fume extraction with adhesive fume filter
- For upto 6 workplaces
- 1 connection included
- Further connections must be ordered separately

Order-no.	Model	Description
T005 36 496 99	WFE 4S	Mobile fume extraction unit 230 V / 50 Hz, for volume extraction with built in turbine and adhesive fume filter

Scope of supply:

	Fume extraction unit 230 V / 50 Hz
T005 87 358 35	Compact filter for adhesive fumes (wide band gas filter 50% active carbon / 50% Puratex)
T005 87 358 37	Fine dust filter F 55
T005 87 358 37	Fine dust filter F 5

Easy Click 60 Kit 1 WF 32

- Microscope extraction arm
- With sloped nozzle



Order-no.	Model	Description
T005 87 627 70	Kit 1 WF 32	Easy-Click-60 Mikroskop Extraction arm Ø 32 mm, Set flexibel, length 1 m

Consists of:

Stop valve
Bench mounting bracket
Extraction hose flexibel 3 m
Extraction arm Ø 32 mm mit sloped nozzle

Easy Click 60 Kit 1 WF Funnel

- With funnel



Order-no.	Model	Description
T005 36 571 99	Kit 1 WF	Easy-Click-60 Extraction arm with funnel, width 230 mm, height 100 mm, Set flexible, Ø 60 mm, length 1 m

Consists of:

Stop valve
Bench mounting bracket
Extraction hose flexibel 3 m
Extraction arm Ø 60 mm with funnel

Easy Click 60 Kit 1 WF Nozzle

- With sloped nozzle



Order-no.	Model	Description
T005 36 572 99	Kit 1 WF	Easy-Click-60 Extraction arm with sloped nozzle, 60 mm, length 1 m

Consists of:

Stop valve
Bench mounting bracket
Extraction hose flexibel 3 m
Extraction arm Ø 60 mm with sloped nozzle

Easy Click 60 Kit 1S WF Nozzle

■ With sloped nozzle



Order-no.	Model	Description
T005 36 579 99	Kit 1S WF	Easy-Click-60 2 joint aluminium arm with sloped nozzle, with stop valve, length 1,5 m

Consists of:

Stop valve
Bench mounting bracket
Extraction hose flexibel 3 m
Extraction arm ø 60 mm with sloped nozzle

Easy Click 60 Kit 1S WF Funnel

■ With funnel nozzle



Order-no.	Model	Description
T005 87 627 63	Kit 1 WF 60	Easy-Click-60 Extraction arm with funnel nozzle, with stop valve, length 1,20 m

Consists of:

Stop valve
Bench mounting bracket
Extraction hose flexibel 3 m
Extraction arm ø 60 mm with funnel nozzle

Accessories Volume Extraction: Extraction Arms

Easy Click 60 Extraction arm



Order-no.
T005 36 578 99

Description
Extraction arm, flexible, Ø 60 mm for sloped
and funnel nozzles, length 1 m

Easy Click 60 WF 32

■ Ø 32 mm



Order-no.
T005 36 580 99

Description
ESD microscope extraction arm, flexible, Ø 32 mm

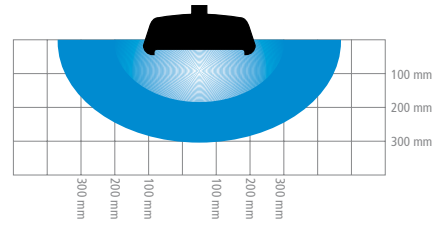
Easy Click 60 Joint – extraction arm



Order-no.
T005 36 598 99

Description
Aluminium stativ extraction arm,
incl. bench mounting bracket, ESD safe

Easy Click 60
Funnel nozzle



Order-no.
T005 36 573 99

Model
WF 60

Description
Funnel nozzle for flexible and stativ extraction arm, width 230 mm, high 100 mm

Easy Click 60
Sloped nozzle



Order-no.
T005 36 577 99

Model
WF 60

Description
Sloped nozzle for flexible and stativ extraction arm

Remote control



Order-no.
T005 87 359 09

Description
For WFE 2S, WFE 4S

RS 232
Interface cable



Order-no.
T005 31 191 09

Description
Interface cable RS 232, 2 m (78.74 in) for remote control or monitoring by PC (type 1:1) (T005 87 359 09)

Pre filter box

- For WFE 2S + 4S



Order-no.
T005 87 358 62

Description
**For Volume Extraction
(Filters must be ordered separately, see page 16)**

Scope of supply:

Filter box
2 x Hose connector 60

Pre filter box

- For WFE 2X



Order-no.
T005 87 627 57

Description
**Pre filter box for WFE 2X,
Pre filter for large fine dust quantities
Pocket filtering ash F 8 for Pre filter box (5 pieces)**

Hanging deviar for WFE 2X



Order-no.
T005 36 591 99

Description
**Hanging deviar for WFE 2X.
For fixing WFE 2X on the work table.**




Trolley with wheels

- For WFE 2X
- Flexible

Order-no.
T005 36 592 99

Description
Trolley with wheels for WFE 2X



Exhaust connector

- For WFE 4S

Order-no.
T005 87 358 40

Description
Exhaust connector DN 100 for WFE 4S



Exhaust connector

- For WFE 2S

Order-no.
T005 87 359 15

Description
Exhaust connector DN 75 for WFE 2S

Easy Click 60 Extension hose 1 m, 3 m, 5 m



Order-no.

T005 87 354 27

T005 36 576 99

T005 87 627 56

Description

Extension hose 1 m

Extension hose 3 m

Extension hose 5 m

Extension hose 60 Sold by metre



Order-no.

T005 87 620 36

Description

Extension hose, heavy construction,
sold by metre (max. length 15 m)

Easy Click 60 Female adapter



Order-no.

T005 87 627 68

Description

Female adapter for installation e.g. stop valve on
fume extraction units

Easy Click 60 Male adapter



Order-no.

T005 87 627 55

Description

Male adapter for hose extension, Ø 60 mm

Easy Click 60
Hose connector, straight



Order-no.
T005 87 627 67

Description
Hose connector, straight for
WFE 2S / WFE 4S and pre filter box

Easy Click 60
Hose connector,
angle 90°



Order-no.
T005 87 627 69

Description
Hose connector, angle 90° for WFE 2S / WFE 4S
and pre filter box

Easy Click 60
WFV Stop valve



Order-no.
T005 36 574 99

Description
WFV Stop valve incl. bench mounting brackets

Easy Click 60 T-piece



Order-no.
T005 87 627 66

Description
T-piece with 2 male connections and
1 female connection

Easy Click 60 End Cap



Order-no.
T005 87 627 74

Description
End Cap 60 mm click connections

Hose connection 60 mm



Order-no.
T005 87 627 68

Description
Hose connection 60 mm for flexible hose,
sold by the metre T005 87 620 36, see page 112.

Hose adapter
50 – 60 mm



Order-no.
T005 87 627 53

Description
Hose adapter for WFE 2ES
–with Silikon O-Ring, Ø 50 mm. Connection for
60 mm flexible extraction hose for WFE 2ES

Adapter
Ø 75 mm



Order-no.
T005 87 627 71

Description
Adapter Ø 75 mm for Easy-Click 60

Adapter
60/50



Order-no.
T005 87 627 50

Description
60/50 Adapter for Easy Click 60 Extraction arms
on 50 mm WFEMP50 power socket

Hose clamp
50 – 70 mm



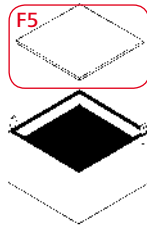
Order-no.
T005 87 358 79

Description
Hose clamps 50 – 70 mm, 2 pieces,
for securing extraction hose 50 mm

Accessories Fume Extraction

Fine dust filter F 5

- For WFE 2S,
WFE 2S Kit 1,
WFE 2S Kit 2
- 10 pieces

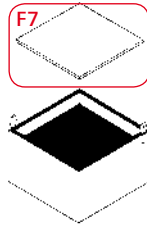


Order-no.
T005 87 359 37

Description
Fine dust filter for WFE 2S

Fine dust filter F 7

- For WFE 2S,
WFE 2S Kit 1,
WFE 2S Kit 2
- 10 pieces

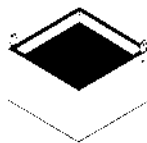


Order-no.
T005 87 359 38

Description
Fine dust filter for WFE 2S

Compact filter

- For WFE 2S,
WFE 2S Kit 1,
WFE 2S Kit 2

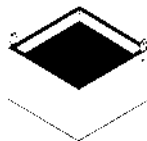


Order-no.
T005 87 359 36

Description
**Compact filter for WFE 2S,
HEPA filter H 13 EN 1822
and 50% active carbon, 50% Puratex**

Wide band gas filter

- For WFE 2S,
WFE 2S Kit 1,
WFE 2S Kit 2

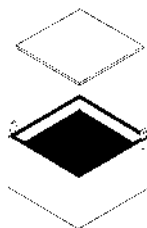


Order-no.
T005 87 358 95

Description
**Compact filter for adhesive fume, wide band gas
filter (50% active carbon, 50% Puratex)**

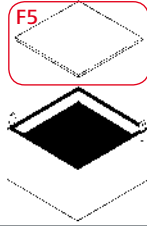
Filterset H 12

- For WFE 2ES



Order-no.
T005 87 627 01

Description
**Filterset H 12 with 10 Prefilter F 5,
HEPA Filter H 12, wide band gas filter
(10% active carbon)**

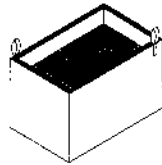


Fine dust filter F 5

- For WFE 2ES / CS
- 10 pieces

Order-no.
T005 87 627 03

Description
Fine dust filter F 5



Compact filter

- For WFE 2X

Order-no.
T005 36 590 99

Description
**HEPA Filter H 13, wide band gas filter
(50% active carbon / 50% Puratex)**

Pocket filtering ash F 7

- For Pre filter box WFE 2X

Order-no.
T005 87 627 58

Description
Pocket filtering ash for Pre filter box for WFE 2X



Pocket filtering ash F 7

- For Pre filter box
- For WFE 2S / 4S

Order-no.
T005 87 358 60

Description
**Pocket filtering ash F 7.
For applications with a high fine dust rate.**



Filtring ash

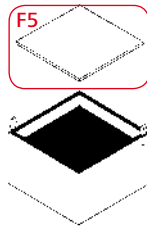
- For Pre filter box
- For WFE 2S / 4S

Order-no.
T005 87 359 24

Description
**Filtering fine dust for sticky of arrears
(e.g. large quantities of liquid flux)**

Fine dust filter F 5

- For WFE 20D und WFE 4S
- 10 pieces



Order-no.

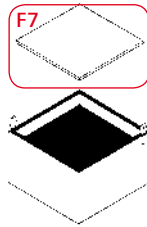
T005 87 358 37

Description

Fine dust filter F 5

Fine dust filter F 7

- For WFE 20D und WFE 4S
- 10 pieces



Order-no.

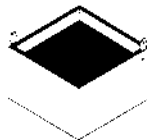
T005 87 358 36

Description

Fine dust filter F 7

Compact filter

- For WFE 20D und WFE 4S



Order-no.

T005 87 358 38

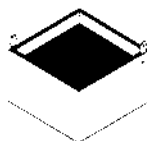
Description

Compact filter

**HEPA filter H 13, wide band gas filter
(50% active carbon, 50% Puratex)**

Adhesive fume filter

- For WFE 4S
- For adhesive fumes



Order-no.

T005 87 358 35

Description

**Compact filter for adhesive fumes,
wide band gas filter
(50% active carbon, 50% Puratex)**

Pipe System 75 Volume Extraction

Volume extraction systems require a large volume of air to be extracted and the level of vacuum is of lesser importance. This means that a relatively large diameter pipe system is required. If the pipe diameter was too small the flow resistance would increase and extraction capacity reduced. The pipe system 75 allows installations up to 30 m with the WFE 4S uses in a stand alone system. The pipe sections are designed to stick together and have internal sealing bushes. *PEHD = Polyethylen high density, PE = Polyethylen.

Pipe 2m



Order-no.
T005 87 358 70

Description
Pipe 2 m, with seal at one end, plastic, PEHD black

Right angle pipe 90°



Order-no.
T005 87 358 69

Description
Right angle pipe, 90°, 0,2 m, with seal at one end, plastic, PEHD black

T-piece 2 x 90°



Order-no.
T005 87 358 71

Description
T-piece, 2 x 90°, 0,5 m, with 3 seals, plastic, PEHD black

End seal



Order-no.
T005 87 358 55

Description
End seal, PE, transparent

Pipe clamps



Order-no.
T005 87 358 64

Description
Pipe clamps, PE, grey

Adapter



Order-no.
T005 87 358 63

Description
Adapter PEHD pipe system 75 to pipe system 50, with seals 2 seals

T005 87 358 56

Adapter PEHD pipe system 75 to pipe system 50, without seals

Tip Extraction

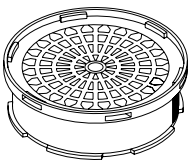


WFE

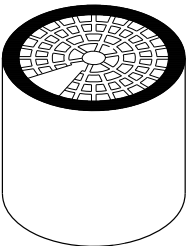


WFE P

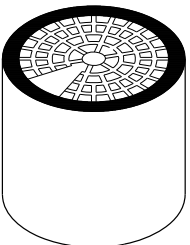
Spare filter



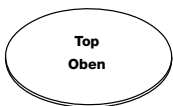
Compressed air cleaning filter



Compact filter



Compact filter for adhesive fumes



Fine dust filter F 7

Safety rests



KHP 81



KHE 81



KHE / KHP 81
Second safety rest

FE Soldering Irons



FE 75
LT Soldering tips



FE 80
HT Soldering tips

Attachments and Accessories



FE-Attachment



Extraction hose 5 mm



Locking clip



FE-Attachment



FE-Clip-Set Pipe Ø 6mm



FE-Clip-Set Pipe Ø 4,5 mm

Rohrsystem 50 und Zubehör



Pipe 2 m



Right angle pipe 0°, 0,2 m



T-piece 2 x 90°, 0,5 m



Branch
2 x 45°, 0,3 m



Double socket



End seal



Pipe clamps



WFE 20D



Interface cable



RS 232

Remote control



Exhaust connector



DN 100

Accessories



Extraction hose 40, 1 m complete with 2 connecting elements



Extension hose 5,0 m, DN 17



Extraction hose 40, sold by metre



Connection nipple DN 17 + Nut G 3/8" for connection nipple



Connection element



Adapter DN 17 for connection extension hose 17 with 5 mm hose of FE iron




End cap




Connection nipple for 5 mm hose of FE iron for direct connection to pipe system

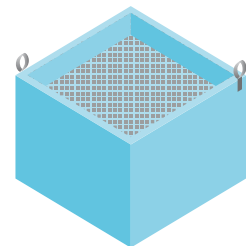
Spare filter



Fine dust filter F 5



Fine dust filter F 7



Compact filter

Tip Extraction

The Weller Zero-Smog Systems put an end to air pollution caused by soldering, adhesives and laser work. In all of these applications fumes or fine particles are released into the work place atmosphere which are hazardous to staff exposed to them. The Weller Zero-Smog Systems' combination of pumps, electronic controls and filters removes this hazard.

Tip Extraction

Weller FE soldering irons have an integral smoke tube mounted in the handle. It is positioned directly above the joint during the soldering process to collect any fumes generated. Fume extraction irons can be connected to Weller Zero-Smog Systems WFE and WFE P bench mounted units driving up to 2 irons or WFE 20D mobile unit driving up to 20 irons. Fume extraction attachments can be retro fitted to non fume extraction Weller soldering irons.

WFE

- For 1 soldering iron
- Compressed air operated



ESD safe



low sound level



Order-no.	Model	Description
T005 36 402 99	WFE	Portable fume extraction unit for tip suction, compressed air operated

Scope of supply:

Fume extraction unit
 Compressed air cleaning filter
 Compact filter (HEPA filter H 13 and wide band gas filter 50% active carbon / 50% Puratex)
 Fine dust filter F 7

WFE P

- For 1 soldering iron
- With built in pump



ESD safe



low sound level



Order-no.	Model	Description
T005 36 386 99	WFE P	Portable fume extraction unit for tip suction with built in pump (do not use for 24 h continuous operation)

Scope of supply:

Fume extraction unit 230 V / 50 Hz
 Compact filter (HEPA filter H 13 and wide band gas filter 50% active carbon / 50% Puratex)
 Fine dust filter F 7



WFE 20D

- For 20 soldering irons
- With built in turbine



ESD safe



low sound level

Order-no.	Model	Description
T005 36 476 99	WFE 20D	Fume extraction unit 230 V / 50 Hz, for tip suction with built in turbine

Scope of supply:

Fume extraction unit 230 V / 50 Hz
 Compact filter (HEPA filter H 13 and wide band gas filter 50% active carbon / 50% Puratex)
 Fine dust filter F 7

Accessories Tip Extraction



FE 75 Set

Order-no.	Model	Description
T005 33 151 99	FE 75 Set	FE-Soldering iron Set 80 W / 24 V

Scope of supply:

T005 29 166 99	FE 75	FE-Soldering iron 80 W / 24 V with soldering tip LT B
T005 15 020 99	KH 20	Sicherheitsablage
T005 87 447 28		Funnel for FE 75
T005 25 409 99		Cleaning brush for FE tube



FE 80

Order-no.	Model	Description
T005 26 162 99	FE 80	FE-Lötkolben 80 W / 24 V

Scope of supply:

	FE 80	FE-Soldering iron 80 W / 24 V with soldering tip HT B
T005 87 337 59		Funnel for FE 80
T005 25 409 99		Cleaning brush for FE tube

Please order related safety rest separately!

Accessories for FE-soldering irons



Safety rest KH 20

Order-no.	Description
T005 15 020 99	KH 20 Safety rest

Locking clip



Order-no.	Description
T005 36 352 99	Locking clip for extraction hose

Extraction hose



Order-no.	Description
T005 25 410 00	Extraction hose (spare), by metre, 5 mm

FE attachments

A range of FE attachments is available to fit to Weller soldering and desoldering irons to convert standard products to fume extraction versions. The attachments are supplied with all necessary fittings and hoses. The performance of the retro fitted tools is not affected.



Order-no.	Description
T005 25 125 99	FE-attachment for LR 21, LR 82, TCPS, W 61, W 101, WP 200, WXP 200 WSP 150 only with safety rest AK 1
T005 28 126 99	FE-attachment for WSF 80D5/D8 for AKS safety rest
T005 13 125 99	FE-attachment for DS 22, DS 80 and DSX 80 desoldering iron

Universal FE attachments

For Weller soldering irons WP 80, WSP 80, WMP, WMRP, MLR 21 or soldering irons with handle diameter Ø 10-13 mm. Clip will be fasten with an O-ring to the soldering iron.



Order-no.	Description
T005 87 448 75	FE-Clip-Set for FE-attachment, tube Ø 4,5 mm
T005 29 186 99	FE-attachment with tube Ø 6 mm for WSP 80, WP 80, MLR 21, WMP
T005 29 214 99	FE-attachment with tube, Ø 6 mm for WXP 65 and WXP 120
T005 87 448 76	FE-Clip-Set for FE-attachment, tube Ø 6,0 mm



Order-no.	Description
T005 29 185 99	FE-attachment with tube Ø 4,5 mm, for WMRP and WSP 80, WP 80, MLR 21, MLR 80, WMP, for fine soldering applications

Safety rest WDH 50

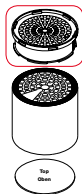
■ With Stop+Go function



Order-no.	Model	Description
T005 15 156 99	WDH 50	Safety rest with Stop+Go function for WMRP iron with FE-attachment

Compressed air cleaning filter

- For WFE and WFE P



Order-no.

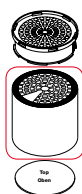
T005 87 357 57

Description

Compressed air cleaning filter (active carbon)

Compact filter

- For WFE and WFE P



Order-no.

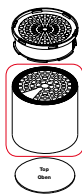
T005 36 410 99

Description

Compact filter (HEPA filter H 13 and wide band gas filter 50% active carbon / 50% Puratex)

Compact filter

- For adhesive fumes
- For WFE and WFE P



Order-no.

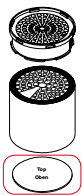
T005 36 407 99

Description

Compact filter (HEPA filter H 13 and wide band gas filter 100% active carbon)

Fine dust filter F 7

- For WFE and WFE P
- 10 pieces



Order-no.

T005 36 421 99

Description

Fine dust filter F7

Compact filter

- For WFE 20D



Order-no.

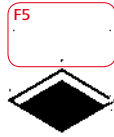
T005 87 358 38

Description

Compact filter (HEPA filter H 13 and wide band gas filter 50% active carbon / 50% Puratex)

Fine dust filter F 5

- For WFE 20D
- 10 pieces

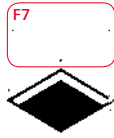


Order-no.
T005 87 358 37

Description
Fine dust filter F 5 for WFE 20D

Fine dust filter F 7

- For WFE 20D
- 10 pieces



Order-no.
T005 87 358 36

Description
Fine dust filter F 7 for WFE 20D

Pipe System 50

Tip extraction systems demand a high value and constant level of vacuum across the installation, the volume of air extracted is of lesser importance. To achieve this it is necessary to use a pipe system with relatively small diameter. The Weller pipe system 50 allows extraction installations of up to 200 m when used with the WFE 20D unit in a stand alone system. The pipe sections are designed to stick together and have internal sealing bushes. In a central system, the FE irons are connected directly to the fume extraction units.

*PEHD = Polyethylen high density

Pipe 50, 2 m



Order-no.
T005 36 323 99

Description
Pipe 2 m, with seal at one end, plastic, PEHD black

Right angle pipe 50, 90°



Order-no.
T005 36 322 99

Description
Right angle pipe 90°, 0,2 m, with seal at one end, PEHD black

T-piece 50 2 x 90°



Order-no.
T005 36 344 99

Description
T-piece 2 x 90°, 0,5 m, with 3 seals, plastic, PEHD black

Branch 50 2 x 45°



Order-no.
T005 36 321 99

Description
Branch 2 x 45°, 0,3 m, with 2 seals, plastic, PEHD black

Accessories Tip Extraction

Pipe clamps 50



Order-no.	Description
T005 36 329 99	Pipe clamps for 50-er pipe system, grey

End seal 50



Order-no.	Description
T005 36 324 99	End seal, PE, transparent

Double socket 50



Order-no.	Description
T005 36 319 99	Double socket for pipe system 50, PEHD black

Extraction hose 40



Order-no.	Description
T005 36 316 99	Extraction hose 40, 1 m, Ø 40 mm, complete with 2 connecting elements

Extraction hose 40



Order-no.	Description
T005 36 414 00	Extraction hose 40, Ø 40 mm, without connecting elements, sold by metre

Connection element 40-50



Order-no. T005 36 415 99	Description Connection element 40-50
-----------------------------	---

Extension hose DN 17



Order-no. T005 36 326 99	Description Extension hose DN 17, 5 m
-----------------------------	--

Connection nipple



Order-no. T005 36 338 99	Description Connection nipple for extraction hose 5 mm (T005 25 410 00)
-----------------------------	--

End cap



Order-no. T005 87 350 50	Description End cap for connection nipple (T005 36 338 99)
-----------------------------	---

Adapter



Order-no. T005 36 343 99	Description Adapter for connection extension hose 17 with 5 mm extraction hose (T005 36 326 99), 5 mm
-----------------------------	--

Connection nipple



Order-no. T005 87 358 65	Description Connection nipple on extension hose DN 17 (T005 36 326 99)
-----------------------------	---

Nut G 3/8"

Order-no. T005 87 358 66	Description Nut G 3/8" for connection nipple (T005 87 358 99), 3 pieces
-----------------------------	--

Accessories Tip Extraction

Safety Rests with Stop+Go function for FE Irons with WFE or WFE P

The Weller safety rests with Stop+Go function are recommended accessories for FE irons using the WFE or WFE P extraction units. A fibre optic sensor switches the extraction unit on when the FE iron is removed from the safety rest and when the FE iron is replaced in the safety rest, after a short delay to gather the fumes from any solder on the tip it switches the unit off. This reduces running costs.



KHP



Order-no.	Model	Description
T005 15 086 99	KHP	Basic unit pneumatic (for WFE) safety rest with Stop+Go function with fibre optic sensor for FE 75 and FE 80

KHE



Order-no.	Model	Description
T005 15 076 99	KHE	Basic unit electric (for WFE P) safety rest with Stop+Go function with fibre optic sensor for FE 75 and FE 80

KHE/P



Order-no.	Model	Description
T005 15 080 99	KHE/P	Second safety rest with fibre optic sensor for extending to 2 workplaces

KHP 81



Order-no.	Model	Description
T005 15 168 99	KHP 81	Basic unit electric (for WFE) safety rest with Stop+Go function with fibre optic sensor for WSP 80, WP 80, WXP 65, WXP 120



KHE 81

Order-no.	Model	Description
T005 15 167 99	KHE 81	Basic unit electric (for WFE P) safety rest with Stop+Go function with fibre optic sensor



KHE / KHP 81

Order-no.	Model	Description
T005 15 167 99	KHE / KHP 81	Second safety rest with fibre optic sensor for extending to 2 workplaces



KH 6

Order-no.	Model	Description
T005 15 006 99	KH 6	Safety rest for FE 75, FE 80



WDH 30

Order-no.	Model	Description
T005 15 152 99	WDH 30	Safety rest for FE 75, FE 80 and LR 21, LR 82 and TCPS with FE attachment, DSX 80, HAP 1, HAP 200, WSP 150, WSFP 5/8

Weller Safety Rests – Overview

Tools	AK 51	AKT 30	KH 4	KH 6	KH 18	KH 20	KH 20 + FE 75 funnel	KH 20 + FE 80 funnel	KH 25P	KH 27	KHE/KHP	KHE 81/ KHP 81
Fast response												
WP 65												■
WP 120												■
WP 200												
WXP 65												■
WXP 120												■
WXP 200												
Silver Line												
FE 75							■				■	
FE 80								■			■	
MPR 80									■			
WP 80												■
WSP 80					■							■
WSP 150												
Active Tip												
WMRP												
WMRT												
WXMP												
WXMT												
Standard Line												
LR 21											■	
WTA 50	■											
Magnastat controlled low voltage soldering irons												
TCPS							■					
W 61			■									
W 101				■			■					
Desoldering irons												
DSX 80												
DXV 80												
WXDP 120												
Hot air irons												
HAP 1											■	
HAP 200												
HAP 3000		■										
Inert gas soldering irons												
WP 80IG/120IG												
Solder feeder system												
WSFP 5/8												

Standard safety rest
 Safety rest with Stop & Go function
 Alternative safety rest

WDH 10	WDH 10T	WDH 10P	WDH 20	WDH20T	WDH 30	WDH 30T	WDH 31	WDH 40	WDH 50	WDH 51	WDH 60	WDH 70	WPH 80	WMRTH
■														
■	■							■						
■								■						
■								■						
						■	■							
						■	■							
■	■												■	
■						■	■							
								■	■					■
										■	■			
											■			
						■	■							
						■	■							
								■						
												■		
	■	■												
	■													

Active Tip Heating Technology



- Quick tip exchange without any tools
- Extremely short heating time 100°C/sec
- Energy saving by standby function
- Optimal reaction time



Optimum for soldering applications

Optimal tool where heating element and sensor are integrated in the soldering tip. By lowering the soldering joint temperature a faster reaction time is possible. With this tool the performance is exactly at the solder joint.

WXMP Set

- 55 W, 12 V
- For WX stations
- Fine slim soldering iron. Ideal for microscope work.
- High performance by integrated active soldering tip.



 **RT Soldering tip series**
page 158

Order-no.	Model	Description
T005 29 204 99	WXMP Set	Micro soldering iron WXMP with safety rest

Scope of supply

1	T005 29 203 99	WXMP	Micro soldering iron WXMP 55 W, 12 V with Active Tip Heating Technology
2	T005 44 603 99	RT 3	Standard soldering tip, chisel 1,3 x 0,4 mm
3	T005 15 171 99	WDH 51	Safety rest with brass wool

WMRP Set

- 55 W, 12 V
- Fine slim soldering iron. Ideal for microscope work.
- High performance by integrated active soldering tip.



 **RT Soldering tip series**
page 158

Order-no.	Model	Description
T005 29 190 99	WMRP Set	Micro soldering iron WMRP with safety rest

Scope of supply

1	T005 29 171 99	WMRP	Micro soldering iron WMRP 55 W, 12 V mit with Active Tip Heating Technology
2	T005 44 603 99	RT 3	Standard soldering tip, chisel 1,3 x 0,4 mm
3	T005 15 156 99	WDH 50	Safety rest with brass wool

Accessory

4	T005 87 518 16		Bracket can be plugged sideways into the rest and hold 2 RT tips
---	----------------	--	--

WXMT Set

- 2 x 40 W, 12 V
- For WX stations
- Slim tweezers. Ideal for soldering and desoldering of very small SMD components.

RTW Soldering tip series
page 159




	Order-no.	Model	Description
	T005 13 178 99	WXMT Set	Micro desoldering tweezers WXMT with safety rest
Scope of supply			
1	T005 13 177 99	WXMT	Micro desoldering tweezers 2 x 40 W, 12 V (hand piece without tips) with Active Tip Heating Technology
2	T005 44 652 99	RTW 2	Soldering triplet, 0,7 x 0,4 mm, 45°
3	T005 15 169 99	WDH 60	Safety rest with brass wool

WMRT Set

- 2 x 40 W, 12 V
- For rework stations WR 3M, WR 2
- Slim tweezers. Ideal for soldering and desoldering of very small SMD components.

RTW Soldering tip series
page 159



	Order-no.	Model	Description
	T005 13 173 99	WMRT Set	Micro desoldering tweezers WMRT with safety rest
Scope of supply			
1	T005 13 174 99	WMRT	Micro desoldering tweezers 2 x 40 W, 12 V (hand piece without tips) with Active Tip Heating Technology
2	T005 44 652 99	RTW 2	Soldering triplet, 0,7 mm x 0,4 mm, 45°
3	T005 15 146 99	WMRTH	Safety rest with brass wool and Stop+Go Funktion

Response Heating Technology



- Beneficial soldering tip prices
- Max. heating transfer
- Soldering tip in optimized sensor position
- Fast reaction time



Fast Response Heating Technology

Due to an optimized sensor position a high performance is given. With a wide range of beneficial soldering tips these tools are an alternative to the micro soldering irons.

WXP 65 Set

- 65 W, 24 V
- Small fast soldering iron with 65 W for for WX stations. Qualified for fine solder jobs with high heating demand.



XNT Soldering tip series
page 160



Order-no.	Model	Description
T005 29 212 99	WXP 65 Set	Soldering iron WXP 65 with safety rest

Scope of supply

1	T005 29 211 99	WXP 65	Soldering iron 65 W, 24 V with Fast Response Heating Technology
2	T005 44 851 99	XNT A	Standard soldering tip, 1,6 x 0,4 mm
3	T005 15 121 99	WDH 10	Safety rest with brass wool

WP 65 Set

- 65 W, 24 V
- Small fast soldering iron with 65 W. Qualified for fine solder jobs with high heating demand.



XNT Soldering tip series
page 160



Order-no.	Model	Description
T005 29 216 99	WP 65 Set	Set Soldering iron WP 65 with safety rest

Scope of supply


1	T005 29 215 99	WP 65	Soldering iron 65 W, 24 V with Fast Response Heating Technology
2	T005 44 851 99	XNT A	Standard soldering tip, 1,6 x 0,4 mm
3	T005 15 121 99	WDH 10	Safety rest with brass wool

Accessory for both sets:


T005 87 657 58	Barrel
----------------	--------

WXP 120 Set

- 120 W, 24 V
- Allrounder with 120 watts. For soldering applications from small to large components with high temperature demand.


 **XT Soldering tip series**
page 162/163




Order-no.	Model	Description
T005 29 202 99	WXP 120 Set	Soldering iron WXP 120 with safety rest
Scope of supply		
1 T005 29 201 99	WXP 120	Soldering iron 120 W, 24 V with Fast Response Heating Technology 
2 T005 44 704 99	XT B	Standard soldering tip, XT B, Chisel 2,4 x 0,8 mm
3 T005 15 121 99	WDH 10	Safety rest with brass wool
Accessory		
T005 87 657 11		Barrel

WP 120 Solar

- 120 W, 24 V
- For solar modules
- 2,5 m connection cable

 **XT Soldering tip series**
page 162/163



Order-no.	Model	Description
T005 29 207 99	WP 120 Solar Set	Soldering iron WP 120 with 2,5 m connection cable
Scope of supply		
1 T005 29 207 99	WP 120 Solar	Soldering iron 120 W, 24 V with Fast Response Heating Technology 
2 T005 44 704 99	XT B	Standard soldering tip, XT B, Chisel 2,4 x 0,8 mm
3 T005 15 121 99	WDH 10	Safety rest with brass wool
Accessory		
T005 87 637 44		Spare barrel

Fast Response Heating Technology


WP 120 Set

- 120 W, 24 V
- Allrounder with 120 watts. For soldering applications from small to large components with high temperature demand.



XT Soldering tip series
page 162/163



	Order-no.	Model	Description
	T005 29 194 99	WP 120 Set	Soldering iron WP 120 with safety rest
Scope of supply			
1	T005 29 193 99	WP 120	Soldering iron 120 W, 24 V with Fast Response Heating Technology 
2	T005 44 704 99	XT B	Standard soldering tip, XT B, Chisel 2,4 x 0,8 mm
3	T005 15 161 99	WDH 10 T	Safety rest with Stop & Go function with brass wool
Accessory			
	T005 87 657 09		Spare barrel

WXP 200 Set


- 200 W, 24 V
- High Power soldering iron compatible to the WX stations. Ideal for applications with a high temperature demand e.g. LED backpanels or HF shieldings

 **XHT Soldering tip series**
page 164



Order-no.	Model	Description
T005 29 206 99	WXP 200 Set	Soldering iron WXP 200 with safety rest

Scope of supply

1	T005 29 205 99	WXP 200	Soldering iron 200 W, 24 V with Fast Response Heating Technology	
2	T005 44 801 99	XHT D	Standard soldering tip, 5,0 x 1,2 mm	
3	T005 15 158 99	WDH 31	Safety rest with brass wool	

Accessory

T005 87 637 25	Barrel
----------------	--------

WP 200 Set


- 200 W, 24 V
- High Power soldering iron. Ideal for applications with a high temperature demand e.g. LED backpanels or HF shieldings

 **XHT Soldering tip series**
page 164



Order-no.	Model	Description
T005 29 200 99	WP 200 Set	Soldering iron WXP 200 with safety rest

Scope of supply

1	T005 29 199 99	WP 200	Soldering iron 200 W, 24 V with Fast Response Heating Technology	
2	T005 44 801 99	XHT D	Standard soldering tip,, 5,0 x 1,2 mm	
3	T005 15 158 99	WDH 31	Safety rest with brass wool	

Accessory

T005 87 637 25	Barrel
----------------	--------

Silver Line Heating Technology



- Effective heat transfer
- Wide soldering tip range
- Universal use



Silver Line Heating Technology

Approved heating technology with effective heat transfer. For all purpose industrial applications. A wide range of soldering tips is available.

WSP 80 Set

- 80 W, 24 V
- Fast and precise reach of soldering temperature.
- Slim iron design
- For all purpose soldering jobs



LT Soldering tip series
page 165-168



Order-no.	Model	Description
T005 33 125 99	WSP 80 Set	Soldering iron WSP 80 with safety rest

Scope of supply

1	T005 29 161 99	WSP 80	Soldering iron 80 W, 24 V with Silver Line Heating Technology
2	T005 44 405 99	LT B	Soldering tip chisel 2,4 x 0,8 mm
3	T005 15 170 99	KH 18	Safety rest with sponge

Accessory

T005 87 447 10		Barrel for WSP 80 (spare)
----------------	--	---------------------------

WP 80 Set

- 80 W, 24 V
- Soldering iron WP 80 with short tip-to-grip design.
- Comfortable safety rest with 4 step varying inclination



LT Soldering tip series
page 165-168



Order-no.	Model	Description
T005 29 181 99	WP 80 Set	Soldering iron WP 80 with safety rest

Scope of supply

1	T005 29 180 99	WP 80	Soldering iron 80 W, 24 V with Silver Line Heating Technology
2	T005 44 405 99	LT B	Soldering tip chisel 2,4 x 0,8 mm
3	T005 15 121 99	WDH 10	Safety rest with brass wool

Accessory

T005 87 448 46		Barrel long, 55 mm
T005 87 448 45		Barrel short, 40 mm




WSP 150 Set

- 150 W, 24 V
- For soldering applications with high temperature demand



LHT Soldering tip series
page 172

	Order-no.	Model	Description
	T005 29 189 99	WSP 150 Set	Soldering iron WSP 150 with safety rest
Scope of supply			
1	T005 29 170 99	WSP 150	Soldering iron 150 W, 24 V with Silver Line Heating Technology 
2	T005 44 450 99	LHT F	Soldering tip chisel 9,3 x 2,0 mm
3	T005 15 152 99	WDH 30	Safety rest with brass wool




MPR 80 Set

- 80 W, 24 V
- Soldering iron with an adjustable head up to 40°



LT Soldering tip series
page 165-168

	Order-no.	Model	Description
	T005 33 131 99	MPR 80 Set	Soldering iron MPR 80 with safety rest
Scope of supply			
1	T005 29 163 99	MPR 80	Soldering iron 80 W, 24 V, with Silver Line Heating Technology 
2	T005 44 405 99	LT B	Soldering tip chisel 2,4 x 0,8 mm
3	T005 15 033 99	KH 25P	Safety rest with sponge
Accessory			
	T005 87 447 10		Barrel for WSP 80 (spare)

Silver Line Heating Technology


Weller FE soldering irons are specifically designed for tip extraction applications (tip extraction see page 120). The fume extraction tube is integrated to the iron and positioned above the soldering tip. Regardless the iron is ergonomic and allows precise work. The FE soldering irons are controlled electronically and can be connected to all Weller soldering stations except WX stations. Different performances and the wide range of Weller soldering tips gives a multi-purpose applications to the FE irons. Weller FE soldering irons are delivered with a 5,0 mm heat resistant fume extraction hose (2,5 mm). Irons are ESD safe.



FE 75 Set

- 80 W, 24 V
- For tip extraction

 **LT Soldering tip series**
page 165-168

	Order-no.	Model	Description
	T005 33 151 99	FE 75 Set	Soldering iron FE 75 with safety rest
Scope of supply			
1	T005 29 166 99	FE 75	FE-Soldering iron 80 W, 24 V with Silver Line Heating Transfer 
2	T005 44 405 99	LT B	Soldering tip chisel 2,4 x 0,8 mm
3	T005 15 020 99	KH 20	Safety rest with sponge
	T005 87 447 28		Funnel for FE 75
	T005 25 409 99		Cleaning brush for extraction tube
Accessory			
	T005 87 447 10		Barrel for FE 75 (spare)

FE 80

- 80 W, 24 V
- For tip extraction



HT Soldering tip series
page 174



Order-no.	Model	Description
T005 26 162 99	FE 80	FE-Soldering iron
Scope of supply		
T005 26 162 99	FE 80	FE-Soldering iron 80 W, 24 V with Silver Line Heating Transfer
T005 44 261 99	HT 2	Soldering tip
T005 87 337 58		Trichter für FE 80
T005 25 409 99		Cleaning brush for extraction tube
Accessory		
T005 15 152 99	WDH 30	Safety rest

LR 21 Set

- 50 W, 24 V
- For standard soldering applications



LT Soldering tip series
page 165-168



Order-no.	Model	Description
T005 29 187 99	LR 21 Set	Soldering iron LR 21 with safety rest
Scope of supply		
1 T005 25 106 99	LR 21	Soldering iron 50 W, 24 V with LT-B soldering tip adapter
2 T005 44 405 99	LT B	Standard soldering tip, LT B, 2,4 mm X 0,8 mm
3 T005 15 152 99	WDH 30	Safety rest with brass wool

Magnastat Soldering Iron

The Magnastat system operates through a ferro-magnetic sensor device which changes its characteristics when specific temperatures are reached. This causes it to either attract or repel a permanent magnet which operates a power supply switch. In this way power to the heating element can be quickly switched on or off to either provide extra power.

Magnastat Controlled Low Voltage Soldering Iron

TCPS

- 50 W, 24 V
- 3 wire silicone cord and plug for Weller WTCP 51 Magnastat soldering station.
- Hard grounded



 **LT Soldering tip series**
page 165-168

Order-no.	Model	Description
T00 532 105 99	TCPS	Magnastat Soldering iron 50 W, 24 V with adapter PT 7 (370°C) and soldering tip LT M

TCP 24

- 50 W, 24 V
- 2 wire silicone cord without plug
- No grounding possible

 **LT Soldering tip series**
page 165-168

Order-no.	Model	Description
T005 10 001 99	TCP 24	Magnastat Soldering iron 50 W, 24 V, with adapter PT 7 (370°C) and soldering tip LT M

TCP 42

- 45 W, 24 V
- 2 wire cord (4 m) without plug

 **LT Soldering tip series**
page 165-168

Order-no.	Model	Description
T005 10 055 71	TCP 42	Magnastat Soldering iron 45 W, 24 V, with adapter PT 7 (370°C) and soldering tip LT M

TCP 12

- 3 m cord with battery clamps e.g. for car battery

 **LT Soldering tip series**
page 165-168

Order-no.	Model	Description
T005 10 053 99	TCP 12	Magnastat Soldering iron 30/40 W, 12/14 V, with adapter PT 7 (370°C) and soldering tip LT M

Magnastat controlled line voltage soldering irons



W 61

- 60 W, 230 V



CT 5 Soldering tip series
page 177

Order-no.	Model	Description
T005 61 036 99	W 61	Line voltage soldering iron 60 W, 230 V, Magnastat controlled

W101

- 100 W, 230 V
- Complete with soldering tip CT6E7 and safety rest



CT 6 Soldering tip series
page 178

Order-no.	Model	Description
T005 61 046 99	W 101	Low voltage soldering iron 100 W, 230 V, Magnastat controlled

W 101SP

- 100 W, 230 V
- Complete with welding wedge Teflon coated 50 x 40 x 4 mm, twist lock and safety rest



Welding wedge spare
page 178

Order-no.	Model	Description
T005 61 096 99	W 101SP	Line voltage soldering iron 100 W, 230 V, Magnastat controlled with welding wedge (260°C-295°C)

W 201

- 200 W, 230 V
- Complete with soldering tip CT2F7 and safety rest



CT 2 Soldering tip series
page 179

Order-no.	Model	Description
T005 61 056 99	W 201	Line voltage soldering iron 200 W, 230 V, Magnastat controlled

Unregulated Line Voltage Soldering Iron

Robust heating elements of special steel between natural mica-leaves, embedded in cast ceramics and first-class material make the Weller SPI irons outstanding in technology and life-time. Ideal for professional applications in crafts and schools.

SPI 16

- 15 W, 230 V
- Heating up time approx. 180 sec.
- Tip temperature approx. 360°C



[SPI 16-Soldering tip series](#)
page 180



Order-no.	Model	Description
T005 64 005 99	SPI 16	Line voltage soldering iron unregulated 15 W, 230 V

Scope of supply

Complete with soldering tip 4SPI15212 chisel tip 1,2 mm and safety rest

SPI 27

- 25 W, 230 V
- Heating up time approx. 180 sec.
- Tip temperature approx. 410°C



[SPI 27-Soldering tip series](#)
page 180



Order-no.	Model	Description
T005 64 021 99	SPI 27	Line voltage soldering iron unregulated 25 W, 230 V

Scope of supply

Complete with soldering tip 4SPI26206 chisel tip 1,2 mm and safety rest

SPI 41

- 40 W, 230 V
- Heating up time approx. 180 sec.
- Tip temperature approx. 450°C



SPI 41-Soldering tip series
page 180



Order-no.	Model	Description
T005 64 037 99	SPI 41	Line voltage soldering iron unregulated 40 W, 230 V

Scope of supply

Complete with soldering tip 4SPI402224 chisel tip 2,0 mm and safety rest

SPI 81

- 80 W, 230 V
- Heating up time approx. 180 sec.
- Tip temperature approx. 480°C



SPI 81-Soldering tip series
page 180



Order-no.	Model	Description
T005 64 053 99	SPI 81	Line voltage soldering iron unregulated 80 W, 230 V

Scope of supply

Complete with soldering tip 4SPI80237 chisel tip 5,0 mm and safety rest

Desoldering Iron


The desoldering irons of the X-series feature a novel threadless deslodering nozzle fixture system whereby the nozzle is inserted into the head and locked into place by applying a 1/4 turn. This patented feature allows the deslodering nozzles to be quickly and easily exchanged and also improves the rate of thermal transfer from the desoldering head to the desoldering nozzle providing the tools with a faster heating up time and recovery rate. Together with a 80 watts heating element the desoldering iron is qualified for solder joints where a high temperature is required.

Desoldering iron with external solder collector (DSX 80) for SMD components. For horizontal use, similar to normal soldering iron. Electronic temperature control. Micro finger switch for activating the vacuum pump. Various deslodering nozzles as well as CSF desoldering heads are available.



DSX 80 Set

- 80 W, 24 V
- With external solder collector
- For horizontal use

 **DX Desoldering nozzle series**
page 184

Order-no.	Model	Description
T005 13 183 99	DSX 80 Set	Desoldering iron set 80 W, 24 V with threadless nozzle fixture system

Scope of supply

1	T005 13 190 99	DSX 80	Desoldering iron 80 W, 24 V
2	T005 15 152 99	WDH 30	Safety rest
3	T005 13 142 00	DX 112	Nozzle inner ø 1,0 mm
4	T005 13 143 00	DX 113	Nozzle inner ø 1,2 mm
	T005 13 500 99		Nozzle inner
	T005 13 603 99		Gaskets for glastube (10 pieces)

Accessory

Order-no.	Description
T005 13 604 99	Filter for glastube (10 pieces)

Inline desoldering iron with internal solder reservoir for vertical handling. Electronic temperature control. Micro finger switch controls quick start of fast action vacuum pump. Different nozzles and CSF heads are available.

DXV 80 Set

- 80 W, 24 V
- Internal solder reservoir
- Internal solder reservoir



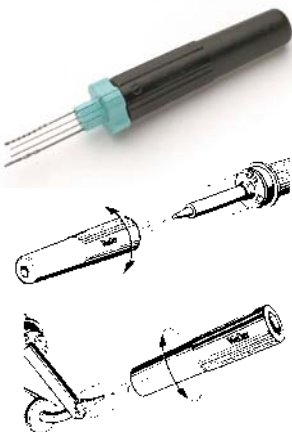
Order-no.	Model	Description
T005 13 182 99	DXV 80 Set	Inline desoldering iron 80 W, 24 V with threadless nozzle fixture system

Scope of supply

1	T005 13 180 99	DXV 80	Inline EntSoldering iron 80 W, 24 V
2	T005 15 153 99	WDH 40	Safety rest
3	T005 13 142 00	DX 112	Nozzle inner ø 1,0 mm
4	T005 13 143 00	DX 113	Nozzle inner ø 1,2 mm
5	T005 13 500 99		Nozzle inner
6	T005 87 418 15		Filter cartridge for DXV 80 (5 pieces)

Cleaning set for DS, DSX nozzles

- For cleaning nozzles and for nozzle exchange



Order-no.	Description
005 13 500 99	Cleaning set complete

Scope of supply

005 87 488 61	Handle
005 13 501 99	Spare needle set, 0,6 mm / 0,9 mm / 1,4 mm / 1,9 mm

Accessory

005 13 502 99	Spare needle set, 1 x 1,9 mm, 3 x 0,9 mm
005 13 503 99	Spare needle set, 1 x 1,9 mm, 3 x 0,5 mm
005 13 504 99	Spare needle set, 1 x 1,9 mm, 3 x 1,4 mm

Desoldering Irons

New products enlarge the WX family. A new WXD 2 desoldering station and a new WXDP desoldering iron. These tools are ideal for professional rework applications of the latest electronic components in the industrial operation. Typically for the WX stations: soldering and desoldering parameters can be saved easily on the iron. The WXDP 120 heats up within 35 sec. only. With stand-by function.

WXDP 120 Set

- Available spring
- 120 W, 24 V High power desoldering iron
- Heat up time 35 sec only
- Set-back function
- Push and pull technolgy: cartridge change with one hand possible
- Programmable, intelligent WX desoldering iron



[XDS-Nozzles page 187](#)



Order-no.	Model	Description
T005 13 202 99	WXDP 120 Set	Desoldering iron 120 W, 24 V with excenter fixture
Scope of supply		
1	T005 13 201 99	WXDP 120 Desoldering iron 120 W, 24 V
2	T005 15 172 99	WDH 70 Safety rest with brass wool

WTA 50 Set

- Tweezers 50 W, 24 V
- For desoldering of SMD components



Order-no.	Model	Description
T005 33 133 99	WTA 50 Set	Tweezers WTA 50 with safety rest

Scope of supply

1	T005 13 171 99	WTA 50	Tweezers 2 x 25 W, 24 V
2	T005 44 141 99	WTA 1	Tip set, bent 45°, 0,5 mm X 0,5 mm
3	T005 15 042 99	AK 51	Safety rest

Hot Air Irons

The hot air irons HAP 1 and HAP 200 work with a temperature range from 50°-550°C. They provide a directional hot air flow that is adjustable. Finger seitch controls adjustable pump. Different nozzles are available.

HAP 1 Set

- 100 W, 24 V
- Temperature range 50°C bis 550°C
- Hot air flow ionic freei
- Activation by finger switch



Hot air nozzles
page 188/189



Order-no.	Model	Description
T005 27 118 99	HAP 1 Set	Hot air iron set 100 W, 24 V
Scope of supply		
1 T005 27 115 99	HAP 1	Hot air iron 100 W / 24 V with Hot air nozzle R 06 rund ø 3,0 mm
2 T005 87 278 21	R 04	Hot air nozzle round ø 1,2 mm
3 T005 15 152 99	WDH 30	Safety rest

The hot air iron HAP 200 works with the rework station WR 3M only.

HAP 200 Set

- 200 W, 24 V
- Temperature range
50°C bis 550°C
- Activation by finger switch



Hot air nozzles
page 188/189



Order-no.	Model	Description
T005 27 117 99	HAP 200 Set	Hot air iron set 200 W, 24 V

Scope of supply

1	T005 27 116 99	HAP 200	Hot air iron 200 W / 24 V with Hot air nozzle R 06 rund ø 3,0 mm
2	T005 87 278 21	R 04	Hot air nozzle round ø 1,2 mm
3	T005 15 152 99	WDH 30	Safety rest
	T005 87 617 28		Adapter M6 for für HAP 200

Recommended treatment of Soldering Tips

Solutions for cleaning challenges with lead free solder!

When using lead free it will be experienced an increased oxidation in the wettable area of the tip. These oxides must be removed regularly otherwise it will make the tip completely unwettable and not usable anymore. When cleaning the tip by means of the Weller WDC Dry Cleaner a special brass wool is used. First the surplus solder is removed by tapping the tip on the soft edge of the collector box. The final cleaning is then done by pushing and turning the tip in the brass wool. After cleaning there is still a fine rest of solder on the tip avoiding fast oxidation of the iron layer which is an advantage versus the cleaning by the wet sponge. The brass wool can be soaked in flux which may improve even the performance..

Why dry cleaning?

- Best cleaning effect
- Soldering tip will be cleaned but stays wetted
- Flux will be removed
- Safes from oxidation
- Less temperature shock

Individual cleaning methods

Wet cleaning with cleaning sponge



Dry cleaning with steel or brass wool



Use all possibilities and accessories for lowering the soldering tip temperature

- Stand-by mode
- Auto-off mode
- Safety rests with Stop & Go function
- Tools with Acceleration sensor

High power infra-red preheating plate

Support for hand soldering processes without risking overheating



After use wet the soldering tip again - with Weller WSW

Always use the lowest possible tip temperature and add sufficient solder to the tip before placing the iron back to the safety rest.



Tip activator

Regeneration of oxidized tips. Use when tip is hot.



Dry cleaning with WDC

- Soldering tip will be cleaned but stays wetted. Flux will be removed.
- Best treatment for soldering tips.



Polishing bar WPB 1

Removes compact oxid films and regenerates tip surfaces when tip is cold.






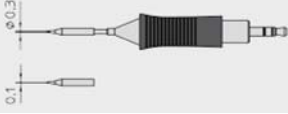


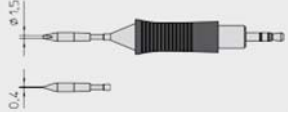



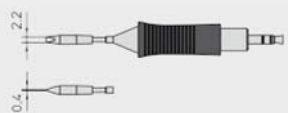
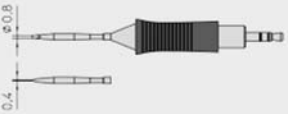
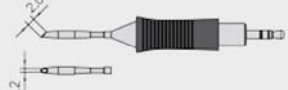
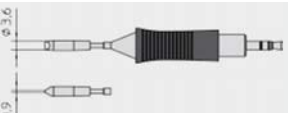

Weller Summary Soldering Tips

Soldering Tools	Soldering Tips														
	XT	XTR	LTR	ET	XHT	XNT	RT	RTW	LT	NT	LHT	HT	WTA	PT	
Fast response															
WP 65						■									
WMP										■					
WP 120	■														
WP 200					■										
WXP 65						■									
WXP 120	■														
WXP 200					■										
Silver Line															
FE 75									■						
FE 80												■			
MPR 80									■						
WP 80									■						
WSP 80									■						
WSP 150											■				
Active Tip															
WMRP							■								
WMRT								■							
WXMP							■								
WXMT								■							
Standard Line															
LR 21				■						with Ad.					
LR 82												■			
WTA 50													■		
Unregulated Line Voltage Soldering Irons															
SPI 16,27,41,81															
Magnastat Controlled Line Voltage Soldering Irons															
TCPS,TCP 12,TCP 24										with Ad.				■	
W 61,101,201															
Desoldering Irons															
DS 22,80,DSV 80															
DSX 80															
DXV 80															
WXDP 120															
Hot Air Irons HAP 1,HAP 200															
HAP 3000															
Gas Powered Soldering Irons															
Pyropen Jr.															
Pyropen and P. Piezo															
WP 60															
Inert Gas Soldering Irons															
WSP 80IG									■						
WSP 120IG	■														
Heating Elements															
HER 120		■													
HER 80			■												

RT Soldering Tip Series

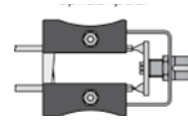
Soldering Tips for Soldering irons WMRP,WXMP



Order-no.	Model	Description	
T005 44 601 99	RT 1	Needle tip \varnothing 0,2 mm,40 W	
T005 44 625 99	RT 1NW	Needle tip \varnothing 0,1 mm,chrome,40 W unwetable for device 0201 / 0204	
T005 44 612 99	RT 1SC	Chisel tip 0,4 x 0,15 mm,40 W	
T005 44 626 99	RT 1SCNW	Chisel tip 0,3 x 0,1 mm,chrome,40 W unwetable for device 0201 / 0204	
T005 44 602 99	RT 2	Point tip \varnothing 0,8 mm,40 W	
T005 44 603 99	RT 3	Chisel tip 1,3 x 0,4 mm,40 W	
T005 44 604 99	RT 4	Chisel tip 1,5 x 0,4 mm,40 W	
T005 44 605 99	RT 5	Chisel tip bent 30° 0,8 x 0,4 mm,40 W	
T005 44 606 99	RT 6	Round tip 45° sloped 1,2 mm,40 W	
T005 44 607 99	RT 7	Knife tip 45° sloped 2,2 mm,40 W	
T005 44 608 99	RT 8	Chisel tip 2,2 x 0,4 mm,40 W	
T005 44 609 99	RT 9	Chisel tip 0,8 x 0,4 mm,40 W	
T005 44 610 99	RT 10GW	Gullwing tip 1,2 x 2,0 mm,40 W	
T005 44 611 99	RT 11	Chisel tip 3,6 x 0,9 mm,55 W	
T005 44 613 99	RT	Measuring tip	








RTW Soldering Tip Series



Adjustable soldering tips for desoldering tweezers WXMT



Order-no.	Model	Description	
T005 44 651 99	RTW 1	Soldering tip set Ø 0,2 mm, 45°, 80 W, 10 mm	
T005 44 652 99	RTW 2	Soldering tip set Chisel tip 0,7 x 0,4 mm, 45°, 80 W	
T005 44 653 99	RTW 3	Soldering tip set Chisel tip 3 x 1,0 mm, 45°, 80 W	
T005 44 654 99	RTW 4	Soldering tip set Chisel tip 6 x 1,0 mm, 45°, 80 W	
T005 44 656 99	RTW 6NW	Soldering tip set Ø 0,1 mm, 45°, chrome unmettable, for soldering and desoldering of micro devices 0201 / 0402	
Further tips on request			

Soldering Tips

XNT Soldering Tip Series

Soldering Tips for Soldering irons WXP 65, WP 65

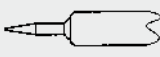

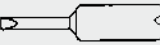
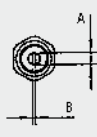


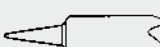



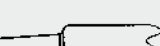









Order-no.	Model	Description	Width A	Length	
T005 44 850 99 T005 44 850 10	XNT 1	Round tip,(1 piece) (10 pieces)	Ø 0,5 mm	27 mm	
T005 44 851 99 T005 44 851 10	XNT A	Chisel tip,(1 piece) (10 pieces)	1,6 x 0,4 mm	28 mm	
T005 44 852 99 T005 44 852 10	XNT 1S	Round tip slim,(1 piece) (10 pieces)	Ø 0,2 mm	28,5 mm	
T005 44 853 99 T005 44 853 10	XNT D	Chisel tip,(1 piece) (10 pieces)	4,0 x 0,8 mm	28 mm	
T005 44 854 99 T005 44 854 10	XNT GW	Gullwing tip,(1 piece) (10 pieces)		33 mm	
T005 44 855 99 T005 44 855 10	XNT 4	Round tip sloped 45°,(1 piece) (10 pieces)	Ø 1,2 mm	29,5 mm	
T005 44 856 99 T005 44 856 10	XNT 6	Chisel tip,(1 piece) (10 pieces)	1,6 x 0,4 mm	29,5 mm	
T005 44 857 99 T005 44 857 10	XNT B	Chisel tip,(1 piece) (10 pieces)	2,4 x 0,8 mm	27 mm	
T005 44 858 99 T005 44 858 10	XNT C	Chisel tip,(1 piece) (10 pieces)	3,2 x 0,8 mm	27 mm	
T005 44 859 99 T005 44 859 10	XNT H	Chisel tip,(1 piece) (10 pieces)	0,8 x 0,4 mm		
T005 44 860 99 T005 44 860 10	XNT K	Chisel tip,(1 piece) (10 pieces)	1,2 x 0,4 mm	28 mm	
T005 44 862 99 T005 44 862 10	XNT 1SC	Chisel tip slim,(1 piece) (10 pieces)	0,4 x 0,15 mm	27 mm	
T005 44 863 99 T005 44 863 10	XNT KN	Knife tip,(1 piece) (10 pieces)	2 mm	33 mm	
T005 87 657 58 T005 87 657 58		Barrel for WXP 65 Barrel for WP 65			
T005 44 861 99	XNT	Measuring tip			



NT Soldering Tip Series

Soldering Tips for WMP

Order-no.	Model	Description	Width A	Thickness B	Length L		
NT 1SC	NT 1SC	Chisel tip slim	0,4 mm	0,15 mm	14 mm		
NT H	NT H	Chisel tip	0,8 mm	0,4 mm	8,4 mm		
NT K	NT K	Chisel tip	1,2 mm	0,4 mm	8,4 mm		
NT A	NT A	Chisel tip	1,6 mm	0,4 mm	9,5 mm		
NT 6	NT 6	Chisel tip	1,6 mm	0,7 mm	7,4 mm		
NT B	NT B	Chisel tip	2,4 mm	0,8 mm	7,8 mm		
NT C	NT C	Chisel tip	3,2 mm	0,8 mm	8,2 mm		
NT D	NT D	Chisel tip	4,0 mm	0,8 mm	8,6 mm		
NT AX	NT AX	Chisel tip bent	1,6 mm	0,4 mm	8,2 mm		
NT 1S	NT 1S	Round tip slim	Ø 0,25 mm		8,5 mm		
NT 1	NT 1	Round tip	Ø 0,25 mm		7,4 mm		
NT 1X	NT 1X	Round tip bent 45°	Ø 0,4 mm		8,6 mm		
NT 4	NT 4	Round tip sloped 45°	Ø 1,2 mm		9,9 mm		
NT GW	NT GW	Gullwing tip	2,0 mm	3,0 mm	13,4 mm		
NT MS	NT MS	NT Measuring tip for thermoelement Ø 0,5 mm					

Order-no.	Description	
T005 87 517 17	Silicon pad for changing bent NT tips	
T005 87 517 10	Tip changing tool for changing straight NT tips	

Soldering Tips

XT Soldering Tip Series

Soldering Tips for Soldering irons WP 120 and WXP 120

Order-no.	Model	Description	Width A	Thickness B	
T005 44 701 99 T005 44 701 10	XT AL	Chisel tip long,(1 piece) (10 pieces)	1,6 mm	1,0 mm	
T005 44 713 99 T005 44 713 10	XT H	Chisel tip,(1 piece) (10 pieces)	0,8 mm	0,4 mm	
T005 44 702 99 T005 44 702 10	XT M	Chisel tip,(1 piece) (10 pieces)	3,2 mm	1,2 mm	
T005 44 703 99 T005 44 703 10	XT A	Chisel tip,(1 piece) (10 pieces)	1,6 mm	0,7 mm	
T005 44 704 99 T005 44 704 10	XT B	Chisel tip, (1 piece) (10 pieces)	2,4 mm	0,8 mm	
T005 44 705 99 T005 44 705 10	XT C	Chisel tip,(1 piece) (10 pieces)	3,2 mm	0,8 mm	
T005 44 706 99 T005 44 706 10	XT D	Chisel tip,(1 piece) (10 pieces)	4,6 mm	0,8 mm	
T005 44 736 99	XT DL	Chisel tip long,(1 piece)	4,6 mm	0,8mm	
T005 44 707 99 T005 44 707 10	XT E	Chisel tip,(1 piece) (10 pieces)	5,9 mm	1,2 mm	
T005 44 708 99 T005 44 708 10	XT AA	60° Soldering tip,(1 piece) (10 pieces)	Ø 1,6 mm		
T005 44 709 99 T005 44 709 10	XT BB	45° Soldering tip,(1 piece) (10 pieces)	Ø 2,4 mm		
T005 44 710 99 T005 44 710 10	XT CC	45° Soldering tip,(1 piece) (10 pieces)	Ø 3,2 mm		
T005 44 711 99 T005 44 711 10	XT KN	60° Soldering tip,(1 piece) (10 pieces)	Ø 6,0 mm		
T005 44 735 99	XT GW	Soldering tip,(1 piece)	3,5 mm	4,8 mm	
T005 44 712 99 T005 44 712 10	XT GW	Soldering tip,(1 piece) (10 pieces)	2,3 mm	3,2 mm	
T005 44 714 99 T005 44 714 10	XT O	Round tip,(1 piece) (10 pieces)	Ø 1,0 mm		
T005 44 715 99 T005 44 715 10	XT BS	Round tip,(1 piece) (10 pieces)	Ø 2,4 mm		



Continuation page 162, XT Soldering Tips for WP 120,WXP 120

Order-no.	Model	Description	Width A	Thickness B	
T005 44 716 99 T005 44 716 10	XT CS	Round tip,(1 piece) (10 pieces)	Ø 3,2 mm		
T005 44 717 99 T005 44 717 10	XT DS	Round tip,(1 piece) (10 pieces)	Ø 5,0 mm		
T005 44 718 99 T005 44 718 10	XT F	30° Randf. abgeschr.,(1 piece) (10 pieces)	Ø 1,2 mm		
T005 44 719 99	XT Adapter M4	(1 piece)			
T005 44 720 99	XT Adapter M5	(1 piece)			
T005 44 721 99 T005 44 721 10	XT D45	45° Solar Soldering tip,(1 piece) (10 pieces)	5 mm		
T005 44 730 99 T005 44 730 10	XT DDH45	(1 piece) (10 pieces)	4 mm		
T005 44 722 99		XT Measuring tip			
T005 87 657 11		Barrel for WXP 120			
T005 87 637 09		Barrel for WP 120			

XT Soldering head for WP 120 and WXP 120

The XT soldering head is an ideal tool for tin coating, soldering and desoldering different components.

The adequate barrel must be ordered seperately.

Order-no.	Description	
T0054473199	XT Soldering head 10 x 3 mm complete, consists of: XT Soldering head 10x3 mm and XT soldering head adapter.	
T0054473190	XT Soldering head 10 x 3 mm, spare	
T0054473299	XT Soldering head 20 x 3 mm complete, consists of: XT Soldering head 20 X 3 mm and XT soldering head adapter	
T0054473290	XT Soldering head 20x3 mm, spare	
T0054473399	XT Soldering head 33 x 3 mm complete, consists of: XT Soldering head 33 x 3 mm and XT soldering head adapter	
T0054473390	XT Soldering head 33 x 3 mm, spare	
T0054473499	XT Soldering head adapter, spare	

Soldering Tips

XTR Soldering Tip Series

Soldering tip with twist lock. For use with robot heating element HER 120.

Order-no.	Model	Description	Width A	Thickness B	Length L
T005 44 723 99 T005 44 723 10	XTR A	Chisel tip, (1 piece) (10 pieces)	1,6 mm	0,7 mm	36,0 mm
T005 44 724 99 T005 44 724 10	XTR B	Chisel tip,(1 piece) (10 pieces)	2,4 mm	0,8 mm	35,0 mm
T005 44 725 99 T005 44 725 10	XTR C	Chisel tip, (1 piece) (10 pieces)	3,2 mm	0,8 mm	35,0 mm
T005 44 726 99 T005 44 726 10	XTR D	Chisel tip, (1 piece) (10 pieces)	4,6 mm	0,8 mm	34,5 mm
T005 44 727 99 T005 44 727 10	XTR E	Chisel tip, (1 piece) (10 pieces)	5,9 mm	1,2 mm	34,5 mm
T005 44 728 99 T005 44 728 10	XTR M	Chisel tip, (1 piece) (10 pieces)	3,2 mm	1,2 mm	39,0 mm

XHT Soldering Tip Series

Soldering Tips for Soldering irons WP 200,WXP 200



Order-no.	Model	Description	Width A	Thickness B	
T005 44 804 99	XHT C	Chisel tip	3,2 mm	1,2 mm	
T005 44 801 99	XHT D	Chisel tip	5,0 mm	1,2 mm	
T005 44 802 99	XHT E	Chisel tip	7,6 mm	1,5 mm	
T005 44 805 99	XHT F	Chisel tip	9,3 mm	2,0 mm	
T005 44 803 99	XHT	Measuring tip			
T005 87 637 25		Barrel WP 200,WXP 200 Spare part			



LT Soldering Tip Series

Soldering Tips for Soldering irons WP 80, WSP 80, MPR 80 and FE 75, TCP-Soldering irons



Order-no.	Model	Description	Width A	Thickness B	max.Length L	
T005 44 494 99 T005 44 494 10	LT 1SC	Chisel tip, (1 piece) (10 pieces)	0,4 mm	0,15 mm	15,0 mm	
T005 44 497 99	LT 1SCNW	Chisel tip, (1 piece),chrome	0,3 mm	0,1 mm	15,0 mm	
T005 44 440 99 T005 44 440 10 T005 44 403 11	LT A	Chisel tip,(1 piece) (10 pieces) (100 pieces)	1,6 mm	0,7 mm	13,5 mm	
T005 44 516 11	LT ASL	Chisel tip, flat 30° (100 pieces)	1,6 mm	0,45 mm	13,5 mm	
T005 44 405 99 T005 44 405 10 T005 44 405 11	LT B	Chisel tip,(1 piece) (10 pieces) (100 pieces)	2,4 mm	0,8 mm	13,5 mm	
T005 44 517 11	LT BSL	Chisel tip, flat 30° (100 pieces)	2,4 mm	0,45 mm	13,5 mm	
T005 44 437 99 T005 44 437 10 T005 44 412 11	LT H	Chisel tip,(1 piece) (10 pieces) (100 pieces)	0,8 mm	0,4 mm	13,5 mm	
T005 44 518 11	LT HSL	Flacher Meißel 30° (100 pieces)	0,8 mm	0,4 mm	13,5 mm	
T005 44 407 99 T005 44 407 10 T005 44 407 11	LT C	Chisel tip, (1 piece) (10 pieces) (100 pieces)	3,2 mm	0,8 mm	13,5 mm	
T005 44 409 99 T005 44 409 10 T005 44 409 11	LT D	Chisel tip, (1 piece) (10 pieces) (100 pieces)	4,6 mm	0,8 mm	13,5 mm	
T005 44 448 99 T005 44 448 10	LT DLL	Chisel tip, (1 piece) (10 pieces)	4,6 mm	0,8 mm	13,5 mm	
T005 44 438 99 T005 44 438 10 T005 44 413 11	LT K	Chisel tip long, (1 piece) (10 pieces) (100 pieces)	1,2 mm	0,4 mm	21,0 mm	
T005 44 414 99 T005 44 414 10 T005 44 414 11	LT L	Chisel tip long, (1 piece) (10 pieces) (100 pieces)	2,0 mm	1,0 mm	21,0 mm	
T005 44 415 99 T005 44 415 10 T005 44 415 11	LT M	Chisel tip long, (1 piece) (10 pieces) (100 pieces)	3,2 mm	1,2 mm	21,0 mm	






Soldering Tips

Continuation page 165, further soldering tips for WP 80,WSP 80,MPR 80 and FE 75

Order-no.	Model	Description	Width A	Thickness B	max.Length L	
T005 44 420 99 T005 44 420 11	LT HX	Chisel tip bent 30°, (1 piece) (100 pieces)	0,8 mm	0,4 mm	18,0 mm	
T005 44 443 99 T005 44 443 10	LT ALX	Chisel tip bent 30°, (1 piece) (10 pieces)	1,6 mm	0,7 mm	18,0 mm	
T005 44 442 99 T005 44 442 10	LT BX	Chisel tip bent 30°, (1 piece) (10 pieces)	2,4 mm	0,8 mm	18,0 mm	
T005 44 427 99 T005 44 427 10	LT AX	Chisel tip bent 30°, (1 piece) (10 pieces)	1,6 mm	0,8 mm	13,5 mm	
T005 44 428 99 T005 44 428 10	LT 4X	Chisel tip bent 30°, (1 piece) (10 pieces)	1,2 mm	0,4 mm	16,5 mm	
T005 44 469 99	LT MX	Chisel tip bent 30°,(1 piece)	3,2 mm	0,8 mm	19,3 mm	
T005 44 436 99 T005 44 402 11	LT 1S	Round tip slim,(1 piece) (100 pieces)	Ø 0,2 mm		15,0 mm	
T005 44 496 99	LT 1SNW	Round tip slim,chrome, unwetable,(1 piece)	Ø 1,0 mm			
T005 44 488 99	LT 1SA	Round tip slim, (1 piece)	Ø 0,5 mm		16,0 mm	
T005 44 435 99 T005 44 435 10 T005 44 401 11	LT 1	Round tip,(1 piece) (10 pieces) (100 pieces)	Ø 0,25 mm		14,0 mm	
T005 44 498 99	LT 1NW	Unwetable, chrome, (1 piece)				
T005 44 489 99 T005 44 489 10 T005 44 489 11	LT 1A	Round tip, (1 piece) (10 pieces) (100 pieces)	Ø 0,5 mm		14,0 mm	
T005 44 404 99 T005 44 404 10 T005 44 404 11	LT AS	Round tip, (1 piece) (10 pieces) (100 pieces)	Ø 1,6 mm		13,5 mm	
T005 44 411 99 T005 44 411 10	LT CS	Round tip, (1 piece) (10 pieces)	Ø 3,2 mm		13,5 mm	
T005 44 426 99 T005 44 426 10	LT 1SLX	Round tip, slim bent 30°, (1 piece) (10 pieces)	Ø 2,0 mm	Ø 0,4 mm	20,5 mm	
T005 44 425 99 T005 44 425 10	LT 1X	Round tip bent 30°, (1 piece) (10 pieces)	Ø 0,4 mm		12,5 mm	



Continuation page 165/166, further soldering tips for WP 80, WSP 80, MPR 80 and FE 75

Order-no.	Model	Description	Width A	Thickness B	max.Length L	
T005 44 439 99 T005 44 439 10 T005 44 421 11	LT 4	Round tip sloped 45°, (1 piece) (10 pieces) (100 pieces)	Ø 1,2 mm		15,0 mm	
T005 44 408 99 T005 44 408 10 T005 44 408 11	LT F	Round tip sloped 45°, (1 piece) (10 pieces) (100 pieces)	Ø 1,2 mm		13,5 mm	
T005 44 487 99 T005 44 487 10	LT AA60	Round tip sloped 60°, (1 piece) (10 pieces)	1,6 mm	4,0 mm	13,0 mm	
T005 44 444 99 T005 44 444 10	LT BB60	Round tip sloped 60°, (1 piece) (10 pieces)	2,4 mm	4,0 mm	18,0 mm	
T005 44 484 99	LT BB45	Round tip sloped 45°, (1 piece)	2,4 mm			
T005 44 445 99 T005 44 445 10	LT CC60	Round tip sloped 60°, (1 piece) (10 pieces)	3,2 mm	6,0 mm	18,0 mm	
T005 44 485 99	LT CC45	Round tip sloped 45°, (1 piece)	3,2 mm			
T005 44 478 99 T005 44 478 10	LT DD45	Round tip sloped 45°, (1 piece) (10 pieces)	4,0 mm	6,0 mm	20,0 mm	
T005 44 486 99 T005 44 486 10 T005 44 486 11	LT DD45	Round tip sloped 45°, (1 piece) (10 pieces) (100 pieces)	4,6 mm			
T005 44 423 99 T005 44 423 10 T005 44 423 11	LT 1L	Conical long, (1 piece) (10 pieces) (100 pieces)	Ø 0,2 mm		26,4 mm	
T005 44 498 99	LT 1LNW	Conical long,chrome, unwetable, (1 piece)	Ø 0,1 mm			
T005 44 406 99 T005 44 406 10 T005 44 406 11	LT 1S	Conical long, (1 piece) (10 pieces) (100 pieces)	Ø 0,4 mm		21,0 mm	
T005 44 482 99 T005 44 482 10 T005 44 482 11	LT T	Conical long, (1 piece) (10 pieces) (100 pieces)	Ø 0,6 mm		13,0 mm	
T005 44 481 99 T005 44 481 10 T005 44 481 11	LT O	Conical long, (1 piece) (10 pieces) (100 pieces)	Ø 0,8 mm		17,0 mm	

Soldering Tips

Continuation page 165/166, further Soldering Tips for WP 80, WSP 80, MPR 80 and FE 75

Order-no.	Model	Description	Width A	Thickness B	max.Length L	
T005 44 424 99 T005 44 424 10 T005 44 424 11	LT 1LX	Conical long bent, (1 piece) (10 pieces) (100 pieces)	Ø 0,2 mm		26,4 mm	
T005 44 410 99 T005 44 410 10 T005 44 410 11	LT GW	Gullwing tip 45°, (1 piece) (10 pieces) (100 pieces)	Ø 2,3 mm	3,2 mm	18,8 mm	
T005 44 511 99 T005 44 511 10	LT GW	Gullwing tip 45°, (1 piece) (10 pieces)	Ø 3,5 mm	4,8 mm	18,8 mm	
T005 44 479 99 T005 44 479 10	LT KN	Knife tip, (1 piece) (10 pieces)	2,0 mm		16,5 mm	
T005 44 519 99	LT K	Gullwing tip 45°, (1 piece)	Ø 2,0 mm		16,5 mm	
T005 44 416 99		LT Measuring tip for Thermoelement, Ø 0,5 mm (1 piece)			13,0 mm	
T005 44 449 99		LT Screw with M4 outside thread (1 piece)			8,0 mm	
T005 44 495 99		LT Soldering tip set with 40 different LT tips				
T005 87 207 81		ET-LT Adapter Soldering tips of the LT series fit with the adapter to soldering iron LR 21.				

MT-LT Adapter

All TCP, LR 21 soldering irons are delivered with adapter.

Order-no.	Description
T005 44 121 99	MT-LT Adapter for use with LT soldering tip series (see page 87)
T005 87 207 95	Barrel for MT-LT Adapter



Caution: Not qualified for lead free solder bath or other electronic solder.

Soldering tips for high melting solder for WP 80, WSP 80, MPR 80 and FE 75



Order-no.	Model	Description	Width A	Thickness B	Length L
T005 44 430 99 T005 44 430 10	LT H HPB	Chisel tip, (1 piece) (10 pieces)	0,8 mm	0,4 mm	13,5 mm
T005 44 431 99 T005 44 431 10	LT A HPB	Chisel tip, (1 piece) (10 pieces)	1,6 mm	0,7 mm	13,5 mm
T005 44 432 99 T005 44 432 10	LT B HPB	Chisel tip, (1 piece) (10 pieces)	2,4 mm	0,8 mm	13,5 mm
T005 44 483 99	LT D HPB	Chisel tip, (1 piece)	4,6 mm	0,8 mm	13,5 mm

* for HPB solder = solder with high consumption of lead






Soldering Tips



- For a quick change of hot soldering tips for soldering irons WP 80 / WSP 80.

Barrel

Order-no.	Description	
T005 87 447 10	Barrel for WSP 80 spare part	
T005 87 448 45	Barrel short (40 mm) for WP 80, spare part, (standard for WP 80)	
T005 87 448 46	Barrel long (55 mm) for WP 80, spare part	




- For WSP 80, WSP 80IG and WP 80, WP 120, WP 120 IG, WXP 120, barrel and screw M4 has to be ordered separately.

SMD Soldering Tip Series

Order-no.	Model	Description	Width A	Thickness B	Length L	
T005 44 501 99	SMT01	for PAD-Cleaning	10,4 mm	0,6 mm	7,1 mm	
T005 44 429 99	SMT	for PAD-Cleaning	10,5 mm	0,6 mm	7,5 mm	
T005 44 502 99	SMT02	for PAD-Cleaning	16,8 mm	0,6 mm	7,1 mm	
T005 44 503 99	SMT03	for PAD-Cleaning	20,8 mm	0,6 mm	7,1 mm	
T005 44 467 89	SMT	for PAD-Cleaning	35,0 mm	3,0 mm	4,0 mm	
T005 44 504 99	SMT04	for Chip	1,8 mm	3,4 mm	1,8 mm	
T005 44 505 99	SMT05	for Chip	1,5 mm	2,3 mm	1,8 mm	
T005 44 506 99	SMT06	for Chip	2,5 mm	1,7 mm	1,4 mm	
T005 44 507 99	SMT07	for Chip	2,3 mm	4,5 mm	1,8 mm	
T005 44 508 99	SMT08	for DIP	4,6 mm	5,1 mm	2,3 mm	
T005 44 509 99	SMT09	for DIP	10,4 mm	5,1 mm	2,3 mm	
T005 44 510 99	SMT10	for DIP	11,5 mm	6,9 mm	2,3 mm	



SMT Adapter + Tips for LR 21, WP 80, WSP 80, WSP 80FE, WSP 80IG and MPR 80

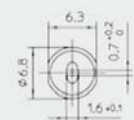
Order-no.	Model	Description
T005 44 417 99	SMT	SMT Adapter for WSP 80 
SMTA	SMTA	SMT Adapter for LR 21
SMT0504A	SMT0504A	A/1, for components 1,0 x 1,2 mm, 12 x 1,0 mm, 1,2 x 1,2 mm, 1,6 x 0,8 mm
SMT1206D	SMT1206D	D/1, for components 3,2 x 1,6 mm, 3,2 x 2,5 mm
SMT8K	SMT8K	K/2, for components 5,0 x 4,0 mm



■ For use with soldering robot application with heating element HER 80

LT Soldering Tips with twist lock





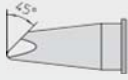




Order-no.	Model	Description	Width A	Thickness B	Length L
T005 44 441 99 T005 44 441 10	LTR A	Chisel tip (1 piece) (10 pieces)	1,6 mm	0,8 mm	17,0 mm
T005 44 422 99 T005 44 422 10 T005 44 422 71	LTR B	Chisel tip 1,5 mm wetable (1 piece) (10 pieces) (1 piece)	2,4 mm	0,8 mm	17,0 mm
T005 44 433 99 T005 44 433 10	LTR C	Chisel tip (1 piece) (10 pieces)	3,2 mm	0,8 mm	17,0 mm
Special tips on request					



Soldering Tips

LHT Soldering Tip Series

Soldering Tips for Soldering irons WSP 150

Order-no.	Model	Description	Width A	Thickness B		
T005 44 455 99	LHT C	Chisel tip	3,2 mm	1,2 mm		
T005 44 452 99	LHT D	Chisel tip	4,7 mm	1,8 mm		
T005 44 451 99	LHT E	Chisel tip	6,7 mm	1,8 mm		
T005 44 450 99	LHT F	Chisel tip	9,3 mm	1,8 mm		
T005 44 513 99	LHT CX	Chisel tip bent	3,2 mm	1,2 mm		
T005 44 462 99	LHT DX	Chisel tip bent	5,0 mm	2,0 mm		
T005 44 461 99	LHT EX	Chisel tip bent	7,0 mm	2,0 mm		
T005 44 460 99	LHT FX	Chisel tip bent	9,2 mm	2,0 mm		
T005 44 456 99	LHT D 45°	Sloped 45° for solar cell production		1,8 mm		
T005 44 454 99		LHT Screw in tip with outside thread M6				
T005 44 453 99		LHT Measuring tip for thermoelement Ø 0,5 mm				
T005 87 447 95		Box nut WSP 150				



ET Soldering Tip Series

Soldering Tips for Soldering irons LR 21

Order-no.	Model	Description	Width A	Thickness B	
4ETS	ET S	Longform Conical	Ø 0,4 mm		
4ETO	ET O	Longform Conical	Ø 0,8 mm		
4ETR	ET R	Chisel tip slim	1,6 mm	0,7 mm	
4ETH	ET H	Chisel tip	0,8 mm	0,4 mm	
4ETA	ET A	Chisel tip	1,6 mm	0,7 mm	
4ETB	ET B	Chisel tip	2,4 mm	0,8 mm	
4ETC	ET C	Chisel tip	3,2 mm	0,8 mm	
4ETD	ET D	Chisel tip	4,6 mm	0,8 mm	
4ETE	ET E	Chisel tip	5,6 mm	1,2 mm	
4ETK	ET K	Chisel tip long	1,2 mm	0,4 mm	
4ETL	ET L	Chisel tip long	2,0 mm	1,0 mm	
4ETM	ET M	Chisel tip long	3,2 mm	1,2 mm	
4ETF	ET F	Round tip sloped 45°	Ø 1,2 mm		
4ETBB	ET BB	Round tip sloped 45°	Ø 2,4 mm		
4ETCC	ET CC	Round tip sloped 45°	Ø 3,2 mm		
4ETP	ET P	Round tip blunt	Ø 0,8 mm		
4ETBS	ET BS	Round tip blunt	Ø 2,4 mm		
4ETCS	ET CS	Round tip blunt	Ø 3,2 mm		
T005 41 039 99	ET SMD	Chip soldering / desoldering tip, component size 2,5 mm x 1,5 mm			
T005 41 040 99	ET SMD	Chip soldering / desoldering tip, component size 3,8 mm x 1,5 mm			
T005 41 045 99	ET GW	Gullwing tip			
T005 41 703 99		Screw in tip with M5 outside thread			
T005 24 750 99		ET Measuring tip for thermoelement Ø 0,5 mm			
T005 10 311 99		Barrel			

ET-LT Adapter

Soldering tips of the LT series are used with an adapter in the soldering iron LR 21.

Order-no.	Model	Description	
T005 87 207 81		ET-LT Adaptor with barrel for use with LT series tips with LR 21 and FE 50 soldering irons	
T005 87 207 94		Spare barrel for ET-LT Adapter	

Soldering Tips

HT Soldering Tip Series



Soldering Tips for Soldering irons LR 82 and FE 80

Order-no.	Model	Description	Width A	Thickness B	
T005 44 260 99	HT 1	Chisel tip	3,2 mm	1,0 mm	
T005 44 261 99	HT 2	Chisel tip	5,2 mm	1,2 mm	
T005 44 262 99	HT 3	Chisel tip	7,0 mm	1,2 mm	
T005 44 267 99	HT C	Chisel tip long	3,2 mm	1,0 mm	
T005 44 268 99	HT D	Chisel tip long	4,6 mm	1,0 mm	
T005 44 269 99	HT E	Chisel tip long	5,6 mm	1,0 mm	
T005 44 264 99	HT BS	Round tip	Ø 2,4 mm		
T005 44 265 99	HT CS	Round tip	Ø 3,2 mm		
T005 44 266 99	HT DS	Round tip	Ø 5,0 mm		
T005 44 270 99		HT Screw in tip with outside thread M8nde			
T005 44 263 99		HT Measuring tip for thermoelement Ø 0,5 mm			
T005 26 202 99		Barrel			

WTA Soldering Tip Series

Spitzensets for WTA 50



Order-no.	Model	Description	Width A	Thickness B	
T005 44 145 99	WTA 1S	Tip set bent 45°	0,5 mm	0,5 mm	
T005 44 141 99	WTA 1	Tip set bent 45°	1,0 mm	0,5 mm	
T005 44 146 99	WTA 2	Tip set bent 45°	3,0 mm	0,5 mm	
T005 44 147 99	WTA 3	Tip set bent 45°	6,0 mm	0,5 mm	
T005 44 143 99	WTA 4	Tip set bent 45°	12,5 mm	0,5 mm	
T005 44 144 99	WTA 5	Tip set bent 45°	18,5 mm	0,5 mm	
T005 44 152 99	WTA 11	Tip set for vertikalen Einsatz	1,0 mm	0,5 mm	
T005 44 153 99	WTA 12	Tip set for vertikalen Einsatz	3,0 mm	0,5 mm	
T005 44 149 99		WT Measuring tip for thermoelement Ø 0,5 mm			




PT Soldering Tip Series

Soldering Tips for TCPS, TCP 12, TCP 24

Order-no.	Model	Description	Width A	Dicke B	
4PTR7	PT R7	Chisel tip slim 370°C	1,6 mm	0,7 mm	
4PTR8	PT R8	Chisel tip slim 425°C	1,6 mm	0,7 mm	
4PTH6	PT H6	Chisel tip 310°C	0,8 mm	0,4 mm	
4PTH7	PT H7	Chisel tip 370°C	0,8 mm	0,4 mm	
4PTH8	PT H8	Chisel tip 425°C	0,8 mm	0,4 mm	
4PTA6	PT A6	Chisel tip 310°C	1,6 mm	0,7 mm	
4PTA7	PT A7	Chisel tip 370°C	1,6 mm	0,7 mm	
4PTA8	PT A8	Chisel tip 425°C	1,6 mm	0,7 mm	
4PTB6	PT B6	Chisel tip 310°C	2,4 mm	0,8 mm	
4PTB7	PT B7	Chisel tip 370°C	2,4 mm	0,8 mm	
4PTB8	PT B8	Chisel tip 425°C	2,4 mm	0,8 mm	
4PTB9	PT B9	Chisel tip 480°C	2,4 mm	0,8 mm	
4PTC7	PT C7	Chisel tip 370°C	3,2 mm	0,8 mm	
4PTC8	PT C8	Chisel tip 425°C	3,2 mm	0,8 mm	
4PTC9	PT C9	Chisel tip 480°C	3,2 mm	0,8 mm	
4PTD7	PT D7	Chisel tip 370°C	4,6 mm	0,8 mm	
4PTD8	PT D8	Chisel tip 425°C	4,6 mm	0,8 mm	
4PTD9	PT D9	Chisel tip 480°C	4,6 mm	0,8 mm	
4PTE8	PT E8	Chisel tip 425°C	5,6 mm	1,2 mm	
4PTE9	PT E9	Chisel tip 480°C	5,6 mm	1,2 mm	
4PTK6	PT K6	Chisel tip long 310°C	1,2 mm	0,4 mm	
4PTK7	PT K7	Chisel tip long 370°C	1,2 mm	0,4 mm	
4PTK8	PT K8	Chisel tip long 425°C	1,2 mm	0,4 mm	
4PTL6	PT L6	Chisel tip long 310°C	2,0 mm	1,0 mm	
4PTL7	PT L7	Chisel tip long 370°C	2,0 mm	1,0 mm	
4PTL8	PT L8	Chisel tip long 425°C	2,0 mm	1,0 mm	
4PTM7	PT M7	Chisel tip long 370°C	3,2 mm	1,2 mm	
4PTM8	PT M8	Chisel tip long 425°C	3,2 mm	1,2 mm	
4PTM9	PT M9	Chisel tip long 480°C	3,2 mm	1,2 mm	
T005 41 307 99	PT MX7	Chisel tip bent, 1 side wettable 370°C	3,2 mm	1,2 mm	
4PTCS7	PT CS7	Round tip 370°C	Ø 3,2 mm		
4PTDS7	PT DS7	Round tip 370°C	Ø 5,0 mm		
4PTS7	PT S7	Round tip long 370°C	Ø 0,4 mm		
4PTS8	PT S8	Round tip long 425°C	Ø 0,4 mm		
4PTO6	PT O6	Round tip long 310°C	Ø 0,8 mm		
4PTO7	PT O7	Round tip long 370°C	Ø 0,8 mm		
4PTO8	PT O8	Round tip long 425°C	Ø 0,8 mm		

Soldering Tips

Continuation page 175, further soldering tips for TCPS, TCP 12, TCP 24


Order-no.	Model	Description	Width A	Thickness B
4PTF7	PT F7	Round tip sloped 370°C	Ø 1,2 mm	
4PTF8	PT F8	Round tip sloped 425°C	Ø 1,2 mm	
4PTAA7	PT AA7	Round tip sloped 370°C	Ø 1,6 mm	
4PTAA8	PT AA8	Round tip sloped 425°C	Ø 1,6 mm	
4PTAA9	PT AA9	Round tip sloped 480°C	Ø 1,6 mm	
4PTBB7	PT BB7	Round tip sloped 370°C	Ø 2,4 mm	
4PTBB8	PT BB8	Round tip sloped 425°C	Ø 2,4 mm	
4PTBB9	PT BB9	Round tip sloped 480°C	Ø 2,4 mm	
4PTCC7	PT CC7	Round tip sloped 370°C	Ø 3,2 mm	
4PTCC8	PT CC8	Round tip sloped 425°C	Ø 3,2 mm	
4PTCC9	PT CC9	Round tip sloped 480°C	Ø 3,2 mm	
4PTDD7	PT DD7	Round tip sloped 370°C	Ø 5,0 mm	
4PTDD8	PT DD8	Round tip sloped 425°C	Ø 5,0 mm	
4PTDD9	PT DD9	Round tip sloped 480°C	Ø 5,0 mm	

If other soldering tip dimensions are required, please use LT tips with the PT/LT adapter.



- Soldering tips of LT soldering tip series are used with an adapter in soldering iron TCPS, TCP 12 and TCP 24.
- All TCP and LR 21 soldering irons are delivered with the adapter.

PT-LT Adapter for TCPS, TCP 12, TCP 24

Order-no.	Model	Description	
T005 87 207 86	PT6-LT	PT6-LT-adapter with barrel 310°C	
T005 87 207 87	PT7-LT	PT7-LT-adapter with barrel 370°C	
T005 87 207 88	PT8-LT	PT8-LT-adapter with barrel 425°C	
T005 87 207 89	PT9-LT	PT9-LT-adapter with barrel 480°C	
T005 87 207 94		Spare barrel for PT/LT adapter	

CT5 Soldering Tip Series

Soldering Tips for W 61

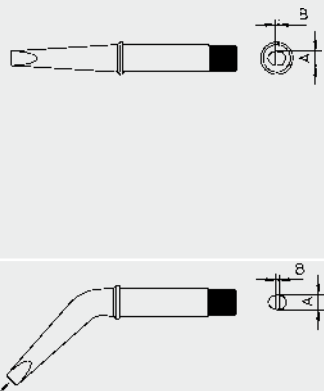
Order-no.	Model	Description	Width A		
4CT5A6	CT5 A6	Chisel tip 310°C	1,6 mm		
4CT5A7	CT5 A7	Chisel tip 370°C	1,6 mm		
4CT5A8	CT5 A8	Chisel tip 425°C	1,6 mm		
4CT5B7	CT5 B7	Chisel tip 370°C	2,4 mm		
4CT5B8	CT5 B8	Chisel tip 425°C	2,4 mm		
4CT5C6	CT5 C6	Chisel tip 310°C	3,2 mm		
4CT5C7	CT5 C7	Chisel tip 370°C	3,2 mm		
4CT5C8	CT5 C8	Chisel tip 425°C	3,2 mm		
4CT5D7	CT5 D7	Chisel tip 370°C	4,7 mm		
4CT5D8	CT5 D8	Chisel tip 425°C	4,7 mm		
T005 42 107 99	CT5 AX7	Chisel tip bent 370°C	1,6 mm		
T005 42 108 99	CT5 AX8	Chisel tip bent 425°C	1,6 mm		
T005 42 117 99	CT5 BX7	Chisel tip bent 370°C	2,4 mm		
T005 42 128 99	CT5 CX8	Chisel tip bent 425°C	3,2 mm		
T005 42 138 99	CT5 DX8	Chisel tip bent 425°C	5,0 mm		

Soldering Tips

CT6 Soldering Tip Series

Soldering Tips for W 101

Order-no.	Model	Description	Width A
4CT6C7	CT6 C7	Chisel tip 370°C	3,2 mm
4CT6C8	CT6 C8	Chisel tip 425°C	3,2 mm
4CT6D7	CT6 D7	Chisel tip 370°C	5,0 mm
4CT6D8	CT6 D8	Chisel tip 425°C	5,0 mm
4CT6E7	CT6 E7	Chisel tip 370°C	7,0 mm
4CT6E8	CT6 E8	Chisel tip 425°C	7,0 mm
T005 42 307 99	CT6 CX7	Chisel tip bent 370°C	3,2 mm
T005 42 318 99	CT6 DX8	Chisel tip bent 425°C	5,0 mm



Welding wedge



Order-no.	Description
T005 11 767 99	Welding wedge Teflon beschichtet, 50 x 40 x 4 mm (260°C–295°C) for W 101SP with twist lock
T005 11 767 74	Welding wedge PTFEcoated, 50 x 40 x 4 mm

Adapter

For use with LHT tips (page xx) and soldering iron W 101

Order-no.	Model	Description
T005 61 046 67	CT6-7	Adapter for LHT tips, 370°
T005 61 046 68	CT6-8	Adapter for LHT tips, 425°
T005 61 046 69	CT6-9	Adapter for LHT tips, 480°



CT2 Soldering Tip Series

Soldering Tips for W 201

Order-no.	Model	Description	Width A
T005 42 407 99	CT2 E7	Chisel tip 370°C	7,0 mm
T005 42 408 99	CT2 E8	Chisel tip 425°C	7,0 mm
T005 42 417 99	CT2 F7	Chisel tip 370°C	10,0 mm
T005 42 418 99	CT2 F8	Chisel tip 425°C	10,0 mm
T005 42 428 99	CT2 G8	Chisel tip 425°C	11,0 mm
T005 42 507 99	CT2 EX7	Chisel tip bent 370°C	7,0 mm
T005 42 508 99	CT2 EX8	Chisel tip bent 425°C	7,0 mm
T005 42 517 99	CT2 FX7	Chisel tip bent 370°C	10,0 mm
T005 42 518 99	CT2 FX8	Chisel tip bent 425°C	10,0 mm

SPI Soldering Tip Series

Soldering tips for soldering iron SPI 16

Order-no.	Model	Description	Width A
4SPI15 210	SPI15 210	Needle tip	0,4 mm
4SPI15 213	SPI15 213	Needle tip	0,8 mm
4SPI15 212	SPI15 212	Chisel tip	1,2 mm
4SPI15 211	SPI15 211	Chisel tip	2,0 mm

Soldering tips for soldering iron SPI 27

Order-no.	Model	Description	Width A
4SPI26206	SPI26 206	Chisel tip	1,2 mm
4SPI26200	SPI26 200	Chisel tip	2,0 mm
4SPI26201	SPI26 201	Chisel tip	3,0 mm

Soldering tips for soldering iron SPI 41








Order-no.	Model	Description	Width A
4SPI40224	SPI40 224	Chisel tip	2,0 mm
4SPI40225	SPI40 225	Chisel tip	3,0 mm
4SPI40220	SPI40 220	Chisel tip	5,0 mm
4SPI40226	SPI40 226	Chisel tip bent	2,0 mm

Soldering tips for soldering iron SPI 81

Order-no.	Model	Description	Width A
4SPI80234	SPI80 234	Chisel tip	3,0 mm
4SPI80235	SPI80 235	Chisel tip	5,0 mm
4SPI80230	SPI80 230	Chisel tip	7,0 mm
4SPI80231	SPI80 231	Chisel tip	9,5 mm
4SPI80237	SPI80 237	Chisel tip bent	5,0 mm
4SPI80232	SPI80 232	Chisel tip bent	7,0 mm



Soldering Tips for WP 60

Order-no.	Model	Description	Width A	
T005 16 134 99	60-01-05	Needle tip	Ø 0,5 mm	
T005 16 443 99	60-01-01	Needle tip	Ø 1,0 mm	
T005 16 444 99	60-01-02	Chisel tip	2,4 mm	
T005 16 446 99	60-01-04	Chisel tip	5,0 mm	
T005 16 445 99	60-01-03	Round tip sloped 45°	Ø 2,0 mm	
T005 16 447 99	60-01-52	Hot air nozzle	Ø 4,7 mm	
T005 16 135 99	60-01-06	Knife 45°	5,0 mm	
T005 16 448 99	60-07U	Ejector unit		
T005 16 450 99	60-02	Protective cap for WP 60 (spare part)		

Soldering Tips

Soldering Tips for Pyropen Jr.

Order-no.	Model	Description	Width A	
T005 16 165 99	71-01-01	Needle tip	Ø 1,0 mm	
T005 16 166 99	71-01-02	Chisel tip	2,0 mm	
T005 16 161 99	71-01-04	Chisel tip	5,0 mm	
T005 16 167 99	71-01-03	Round tip sloped 45°	Ø 2,0 mm	
T005 16 168 99	71-01-50	Hot air nozzle	Ø 1,5 mm	
T005 16 169 99	71-01-52	Hot air nozzle	Ø 4,7 mm	
T005 16 172 99	71-07U	Ejector unit		



Soldering Tips for Pyropen and Pyropen Piezo

Order-no.	Model	Description	Diameter Ø	Width A	
T005 16 120 99	70-01-01	Needle tip	Ø 1,0 mm		
T005 16 124 99	70-01-05	Needle tip extra slim	Ø 0,5 mm		
T005 16 129 99	70-01-10	Needle tip bent 30°	Ø 1,0 mm		
T005 16 121 99	70-01-02	Chisel tip		3,0 mm	
T005 16 132 99	70-01-13	Chisel tip		5,0 mm	
T005 16 130 99	70-01-11	Chisel tip		7,7 mm	
T005 16 122 99	70-01-03	Round tip sloped	Ø 2,0 mm		
T005 16 123 99	70-01-04	Round tip sloped	Ø 3,0 mm		
T005 16 125 99	70-01-06	Round tip sloped, conical	Ø 2,0 mm		
T005 16 127 99	70-01-08	Round tip sloped 35°	Ø 2,0 mm		
T005 16 140 99	70-01-50	Hot air nozzle	Ø 1,7 mm		
T005 16 141 99	70-01-51	Hot air nozzle	Ø 3,3 mm		
T005 16 142 99	70-01-52	Hot air nozzle	Ø 4,9 mm		
T005 16 143 99	70-01-53	Hot air nozzle	Ø 7,0 mm		
T005 16 151 99	70-07TU	Ejector unit, not for Piezo			
T005 16 150 99	70-07SU	Solder ejector, not for Piezo			
T005 16 159 99	70-01-55	Reflector for heat shrinking	Ø 6,0 mm	18,0 mm	
T005 16 158 99	70-01-54	Reflector for heat shrinking	Ø 8,0 mm	22,0 mm	

Desoldering Nozzles

DX Desoldering Nozzle serie



- The DX series tools feature a novel threadless desoldering nozzle fixture system whereby the nozzle is inserted into the head and locked into place by applying a 1/4 turn. This patented feature allows the desoldering nozzles to be quickly and easily exchanged and also improves the rate of thermal transfer from the desoldering head to the desoldering nozzle providing the tools with a faster heat up time and recovery rate. Additionally, because there are no threads in the head to foul, maintenance and costs are reduced.

Desoldering nozzles with threadless fixture system for DSX 80 and DXV 80

Order-no.	Model	Description	Outer Ø	Inner Ø	Nozzel Length	
T005 13 140 00 T005 13 140 10	DX 110	Nozzle (1 piece) (10 pieces)	1,9 mm	0,7 mm	25 mm	
T005 13 141 00 T005 13 141 10	DX 111	Nozzle (1 piece) (10 pieces)	2,5 mm	0,7 mm	25 mm	
T005 13 142 00 T005 13 142 10	DX 112	Nozzle (1 piece) (10 pieces)	2,3 mm	1,0 mm	25 mm	
T005 13 143 00 T005 13 143 10	DX 113	Nozzle (1 piece) (10 pieces)	2,5 mm	1,2 mm	25 mm	
T005 13 150 00 T005 13 150 10	DX 113HM	Nozzle (1 piece) for improved thermal transfer (10 pieces)	2,5 mm	1,2 mm	25 mm	
T005 13 144 00 T005 13 144 10	DX 114	Nozzle (1 piece) (10 pieces)	3,3 mm	1,8 mm	25 mm	
T005 13 145 00 T005 13 145 10	DX 115	Nozzle (1 piece) (10 pieces)	1,9 mm	0,7 mm	29 mm	
T005 13 146 00 T005 13 146 10	DX 116	Nozzle (1 piece) (10 pieces)	2,7 mm	1,2 mm	29 mm	
T005 13 147 00 T005 13 147 10	DX 117	Nozzle (1 piece) (10 pieces)	2,9 mm	1,5 mm	25 mm	
T005 13 148 00 T005 13 148 10	DX 118	Nozzle (1 piece) (10 pieces)	1,5 mm	0,7 mm	23 mm	
T005 13 151 00 T005 13 151 10	DX 119	Needle triplet (1 piece) with unwetable stainless steel tube for removal of solder bridges in connection wiht hot air pencil (10 pieces)	1,1 mm	0,7 mm	33 mm	
T005 13 152 00 T005 13 152 10	DX 120	Nozzle (1 piece) without inside tube for cleaning SMD pads. (10 pieces)	2,5 mm	1,1 mm	22 mm	
T005 13 153 99		Measuring nozzle	3,3 mm	0,55 mm	21,5 mm	
T005 87 067 94		Conus insert cleaning tool				
T005 13 790 99		Nozzle -Set DX 110 - DX 115				



DS Desoldering nozzles

Desoldering nozzles with thread for DS 22, DS 80 and DSV 80

Order-no.	Model	Description	Outer Ø	Inner Ø	Nozzel Length	
T005 13 510 00*	DS 110	Nozzle	1,9 mm	0,7 mm	18 mm	
T005 13 532 00*	DS 110HM	Nozzle with improved heat transfer	1,9 mm	0,7 mm	18 mm	
T005 13 511 00*	DS 111	Nozzle	2,5 mm	0,7 mm	18 mm	
T005 13 512 00*	DS 112	Nozzle	2,3 mm	1,0 mm	18 mm	
T005 13 533 00*	DS 112HM	Nozzle with improved heat transfer	1,9 mm	0,9 mm	18 mm	
T005 13 513 00*	DS 113	Nozzle	2,5 mm	1,2 mm	18 mm	
T005 13 530 00*	DS 113HM	Nozzle with improved heat transfer	2,5 mm	1,2 mm	18 mm	
T005 13 514 00*	DS 114	Nozzle	3,3 mm	1,8 mm	18 mm	
T005 13 515 00*	DS 115	Nozzle	1,9 mm	0,7 mm	24,5 mm	
T005 13 516 00*	DS 116	Nozzle	2,7 mm	1,2 mm	24,5 mm	
T005 13 550 00*	DS 117	Nozzle	2,9 mm	1,5 mm	18 mm	
T005 13 551 00*	DS 118	Nozzle	1,5 mm	0,7 mm	18 mm	
T005 13 527 00*	DS 119	Needle triplet with unwettable stainless steel tube for removal of solder bridges in connection with hot air pencil	1,9 mm	0,7 mm	26 mm	
T005 13 552 00*	DS 120	Nozzle without inside tube, for cleaning SMD pads	2,5 mm	1,1 mm	15,5 mm	
T005 24 749 99*		Measuring nozzle	3,3 mm	0,55 mm	18 mm	
T005 13 770 99*		Nozzle-Set DS 110 - DS 115				

*Discontinuation

Desoldering Nozzles



Cleaning set for DS + DSX nozzles

Order-no.	Description	
T005 13 500 99	Cleaning set complete for cleaning desoldering nozzles and for nozzle exchange	
consists of:		
T005 87 488 61	Handle	
T005 13 501 99	Replacement needle set 0,6 mm / 0,9 mm / 1,4 mm / 1,9 mm	
consists of:		
T005 13 502 99	Replacement needle set je 1 x 1,9 mm,3 x 0,9 mm	
T005 13 503 99	Replacement needle set ,je 1 x 1,9 mm,3 x 0,5 mm	



XDS Desoldering nozzle series

Desoldering nozzles for WXDP















Order-no.	Model	Description	Outer Ø	Innenr Ø	Nozzel Length
T005 13 250 99 T005 13 250 10	XDS	Nozzle (1 piece) (10 pieces)	1,4 mm	2,5 mm	10,5 mm
T005 13 251 99 T005 13 251 10	XDS	Nozzle (1 piece) (10 pieces)	3,0 mm	5,3 mm	10,5 mm
T005 13 252 99 T005 13 252 10	XDS	Nozzle (1 piece) (10 pieces)	1,0 mm	2,3 mm	10,5 mm
T005 13 253 99 T005 13 253 10	XDS	Nozzle (1 piece) (10 pieces)	1,2 mm	2,5 mm	10,5 mm
T005 13 254 99 T005 13 254 10	XDS	Nozzle (1 piece) (10 pieces)	1,8 mm	3,3 mm	10,5 mm
T005 13 255 99 T005 13 255 10	XDS	Nozzle (1 piece) (10 pieces)	0,7 mm	1,9 mm	16,5 mm
T005 13 256 99 T005 13 256 10	XDS	Nozzle (1 piece) (10 pieces)	1,2 mm	2,7 mm	16,5 mm
T005 13 257 99 T005 13 257 10	XDS	Nozzle (1 piece) (10 pieces)	1,5 mm	2,9 mm	10,5 mm
T005 13 258 99	XDS	Measuring tip (1 piece)			

Hot Air Nozzles

Hot air nozzles for HAP 1 and HAP 200

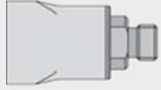
Order-no.	Model	Description	Width A	Thickness B	
T005 87 617 28		Adapter M6 for HAP 200			
T005 87 277 74	F02	Flat nozzle	8,0 mm	1,5 mm	
T005 87 277 73	F04	Flat nozzle	10,5 mm	1,5 mm	
T005 87 277 72	F06	Flat nozzle	12,0 mm	1,5 mm	

Hot air nozzles for HAP 1 and HAP 200







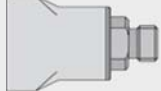

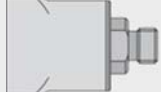







Order-no.	Model	Description	Diameter D	Distance C	Length C	
T005 87 278 23	R02	Round nozzle	Ø 0,8 mm			 
T005 87 278 21	R04	Round nozzle	Ø 1,2 mm			 
T005 87 278 22	R06	Round nozzle	Ø 3,0 mm			 
T005 87 277 87	R10	Round nozzle long	Ø 2,0 mm		50 mm	 
T005 87 277 86	R08	Round nozzle long bent	Ø 2,0 mm		50 mm	 
T005 87 277 76	FD2	Dual nozzle	Ø 1,5 mm	8 mm		 
T005 87 277 75	FD4	Dual nozzle	Ø 1,5 mm	10 mm		 



Hot air nozzles for HAP 1 and HAP 200 2 sides heated (Type D, Length X = beheizte Seite)

Order-no.	Model	Description	Length X	Width Y		
T005 87 277 79	D04	Hot air nozzle, 2 sides heated with pre-heating plate	10,5 mm	10,5 mm		
T005 87 277 82	D06	Hot air nozzle, 2 sides heated with pre-heating plate	13,0 mm	10,0 mm		
T005 87 277 81	D08	Hot air nozzle, 2 sides heated with pre-heating plate	15,0 mm	10,0 mm		
T005 87 277 84	D10	Hot air nozzle, 2 sides heated with pre-heating plate	18,0 mm	10,0 mm		

Hot air nozzles for HAP 1 and HAP 200 4 sides heated (Type Q)

Order-no.	Model	Description	Length X	Width Y		
T005 87 277 77	Q02	Hot air nozzle, 4 sides heated	6,0 mm	6,5 mm		
T005 87 277 78	Q04	Hot air nozzle, 4 sides heated	6,0 mm	9,0 mm		
T005 87 277 80	Q06	Hot air nozzle, 4 sides heated with pre-heating plate	15,0 mm	10,0 mm		
T005 87 277 83	Q08	Hot air nozzle, 4 sides heated with pre-heating plate	12,5 mm	15,0 mm		
T005 87 278 12	SK709	Hot air nozzle, 4 sides heated with pre-heating plate	12,0 mm	12,0 mm		
T005 87 277 85	Q10	Hot air nozzle, 4 sides heated with pre-heating plate	18,0 mm	18,0 mm		
T005 87 278 08	R01	Measuring nozzle for calibration				

Hot Air Nozzles



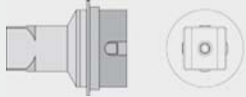
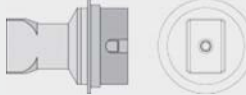

- The ND and NQ nozzles have an integrated pre-heating plate for pre-heating components by means of contact heat. Air outlet slots are located around the plate with a width of approx. 1 mm for the hot air.

Hot air nozzles for HAP 3000 (WHA 3000P / V), HAP 2 (WHA 2000) and HAP 3 (WHA 700, WHA 300)

Order-no.	Model	Description	Diameter Ø	
T005 87 368 81	NR04	Round nozzle, without vacuum	Ø 2,5 mm	
T005 87 368 67	NR05	Round nozzle, without vacuum	Ø 4,0 mm	
T005 87 368 70	NR10	Round nozzle, without vacuum	Ø 7,0 mm	
T005 87 507 70	NRV07	Hot air nozzle with vacuum for small components	Ø 7,0 mm	
T005 87 507 72	NRV10	Hot air nozzle with vacuum for small components	Ø 10,0 mm	
T005 87 507 74	NRV12	Hot air nozzle with vacuum for small components	Ø 12 mm	
T005 87 368 82	NR02	Round nozzle, bent without vacuum	Ø 1,7 mm x 45°	
T005 87 507 65	NR06	Round nozzle, bent without vacuum	Ø 6,0 mm x 45°	
T005 87 368 83	DR05	Dual nozzle round, without vacuum	2 x Ø 2,5 mm	



2 sides heated (Type ND, Width X = heated side)

Order-no.	Model	Description	Length X	Width Y	
T005 87 368 43	ND05	Hot air nozzle, 2 sides heated	10,7 mm	10,7 mm	
T005 87 368 42	ND 10	Hot air nozzle, 2 sides heated	14,0 mm	10,0 mm	
T005 87 368 41	ND 15	Hot air nozzle, 2 sides heated	19,0 mm	12,0 mm	
T005 87 368 40	ND 20	Hot air nozzle, 2 sides heated	21,5 mm	14,8 mm	
T005 87 369 32	ND SK535/A	Hot air nozzle, without edge for thin components	8,5 mm	20,0 mm	
T005 87 369 33	ND SK535/B	Hot air nozzle, without edge for thin components	10,5 mm	20,0 mm	
T005 87 507 34	ND SK699	Hot air nozzle, without edge for thin components	12,5 mm	20,0 mm	
T005 87 369 34	ND SK535/C	Hot air nozzle, without edge for thin components	14,0 mm	20,0 mm	

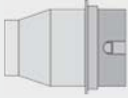
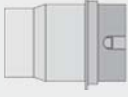

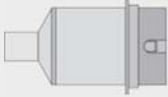
Hot Air Nozzles

Four sides heated (Type NQ)

Order-no.	Model	Description	Length X	Width Y	
T005 87 368 39	NQ05	Hot air nozzle, 4 sides heated	10,7 mm	10,7 mm	
T005 87 368 38	NQ15	Hot air nozzle, 4 sides heated	14,5 mm	10,0 mm	
T005 87 368 18	NQ10	Hot air nozzle, 4 sides heated	14,8 mm	14,8 mm	
T005 87 368 37	NQ20	Hot air nozzle, 4 sides heated	15,5 mm	13,0 mm	
T005 87 368 14	NQ25	Hot air nozzle, 4 sides heated	18,0 mm	18,0 mm	
T005 87 507 21	NQ30	Hot air nozzle, 4 sides heated	17,5 mm	23,5 mm	
T005 87 368 07	NQ35	Hot air nozzle, 4 sides heated	20,5 mm	20,5 mm	
T005 87 368 80	NQ	Hot air nozzle, 4 sides heated	24,0 mm	12,0 mm	
T005 87 368 04	NQ40	Hot air nozzle, 4 sides heated	26,0 mm	26,0 mm	
T005 87 368 33	NQ45	Hot air nozzle, 4 sides heated	31,3 mm	31,3 mm	
T005 87 368 91	NQ50	Hot air nozzle, 4 sides heated	36,0 mm	36,0 mm	
T005 87 368 90	NQ55	Hot air nozzle, 4 sides heated	43,0 mm	43,0 mm	




4 sides heated (Type NQ) continuation

Order-no.	Model	Description	Length X	Width Y	
T005 87 507 41	NQT 10	Hot air nozzle, 4 sides heated, without protruding edge for thin components	14,8 mm	14,8 mm	
T005 87 507 42	NQT25	Hot air nozzle, 4 sides heated, without protruding edge for thin components	18,0 mm	18,0 mm	
T005 87 507 39	NQT	Hot air nozzle, 4 sides heated, without protruding edge for thin components	22,0 mm	22,0 mm	
T005 87 368 75	NA 20	Measuring nozzle for calibration			

Special tips on request

Rubber insert for CSF heads (spare)

Order-no.	Description	
T005 87 137 99	Ø 4,5 mm, 10 pieces	
T005 87 137 98	Ø 10,0 mm, 10 pieces	

Hot Air Nozzles



- The patented hot air nozzles of the WQB rework systems, coupled with digital control of the hot air temperature and its flow rate provide an even convective heating of the component. This in turn ensures reatability of the reflow process.

Hot air nozzle for WQB 4000SOPS

Order-no.	Nozzle housing inside	Nozzle housing outside	
T005 87 479 47	7,6 x 7,99 mm	8,6 x 8,9 mm	
T005 87 479 43	6,5 x 6,5 mm	7,5 x 7,5 mm	
T005 87 479 45	8,5 x 8,5 mm	9,5 x 9,5 mm	
T005 87 479 61	8,5 x 10,6 mm	9,5 x 11,6 mm	
T005 87 549 67	10,0 x 10,0 mm	11,0 x 11,0 mm	
T005 87 478 48	12,0 x 12,0 mm	13,0 x 13,0 mm	
T005 87 479 04	13,5 x 13,5 mm	14,3 x 14,3 mm	
T005 87 479 35	15,5 x 15,5 mm	16,5 x 16,5 mm	
T005 87 478 93	15,0 x 11,0 mm	16,0 x 12,0 mm	
T005 87 548 36	18,5 x 10,0 mm	19,5 x 11,0 mm	
T005 87 479 77	15,5 x 23,5 mm	16,5 x 24,5 mm	
T005 87 478 33	18,0 x 18,0 mm	20,0 x 20,0 mm	
T005 87 547 70	21,0 x 21,0 mm	23,0 x 23,0 mm	
T005 87 548 20	22,0 x 22,0 mm	24,0 x 24,0 mm	
T005 87 477 64	25,0 x 25,0 mm	27,0 x 27,0 mm	
T005 87 479 93	27,0 x 23,0 mm	29,0 x 25,0 mm	
T005 87 478 50	27,0 x 27,0 mm	29,0 x 29,0 mm	
T005 87 479 27	29,0 x 29,0 mm	31,0 x 31,0 mm	
T005 87 479 99	28,0 x 32,0 mm	30,0 x 34,0 mm	
T005 87 479 06	33,0 x 33,0 mm	35,0 x 35,0 mm	
T005 87 548 87	35,0 x 35,0 mm	37,0 x 37,0 mm	
T005 87 477 53	37,0 x 37,0 mm	39,0 x 39,0 mm	
T005 87 478 71	39,5 x 39,5 mm	41,5 x 41,5 mm	
T005 87 478 74	42,0 x 42,0 mm	44,0 x 44,0 mm	
T005 87 549 03	45,0 x 11,0 mm	47,0 x 13,0 mm	
T005 87 477 63	46,0 x 46,0 mm	48,0 x 48,0 mm	
T005 87 479 16	47,0 x 47,0 mm	49,0 x 49,0 mm	
T005 87 479 41	49,0 x 49,0 mm	51,0 x 51,0 mm	
T005 87 479 85	57,0 x 18,5 mm	59,0 x 20,0 mm	

Special sizes on request



Electric Screwdriver

“Power is nothing without control...”



Flexible solutions

- Wide accessory program - analog or digital power units, torque tester, tool connection cables as well as a large bit portfolio



Operational safety and environment pollution

- Noise level as of standard conversations (below emission level in hospitals during day duty)
- Ergonomic unit
- Light and compact
- ESD safe
- No emission
- No harmful carbon dust due to brushless motor



Low running costs

- Brushless, maintenance free motor
- Compatible units
- Analog and digital power units, clutch systems or electronic screwdrivers - all tools are compatible and for different applications



Electric Srewdriver



WTS A

■ Digital Power Unit



WTS D

■ Digital Power Unit



WBTS12L



WBTS35L



WTBS35ECL



WBTS12P



WBTS35P

Accessories

■ WAH12



■ WCAB5M



■ WAH35



■ WCAB5MS



■ WBAL



■ WTT5



Technical data



WTS A



WTS D

Mains supply voltage	100 - 240 VAC	
Speed control	from 60% to 100% of nominal speed	
Display	no	LED
Operation panel	Simply rotary dial adjustment	Text display
Torque range display	no	yes
Order-No.	T005 39 016 99	T005 39 006 99



WBTS12L



WBTS35L



WBTS35ECL



WBTS12P



WBTS35P

Start	Lever start	Lever start	Lever start	Push to start	Push to start
Torque range	0,05 - 1,2Nm	0,5 - 3,5 Nm	0,5 - 3,5 Nm	0,05 - 1,2Nm	0,5 - 3,5Nm
For use with 1/4" bits	1/4"	1/4"	1/4"	1/4"	1/4"
Brushless, maintenance free motor	yes	yes	yes	yes	yes
Right and left rotation	yes	yes	yes	yes	yes
Low noise	<55dBA	<55dBA	<55dBA	<55dBA	<55dBA

WTS A

- Simply rotary dial adjustment
- Soft start capability
- ramp from 0 to 2 sec.
- ESD compliant housing



Order-No.	Model	Description
T005 39 016 99	WTS A	Analogue Power Unit

WTS D

- Easy operation with text display and simple programming, multiple languages
- Soft start capability - ramp from 0 to 2 sec.
- Suitable for complex tightening applications
- ESD compliant housing



Order-No.	Model	Description
T005 39 006 99	WTS D	Digital Power Unit, recommended ECL Electric Screwdriver

WBTS12L Electric Screwdriver

- Lever start
- Torque setting via clutch spring compression



Order-No.	Model	Description
T005 39 091 99	WBTS12L	Electric Screwdriver with lever start and 8-pin interface cable, connecting cable 2,5 m

WBTS35L Electric Screwdriver

- Lever start
- Torque setting via clutch spring compression



Order-No.	Model	Description
T005 39 093 99	WBTS35L	Electric Screwdriver with lever start and 8-pin interface cable, connecting cable 2,5 m

WBTS35ECL Electric Screwdriver

- Lever start
- Torque setting via digital controller



Order-No.	Model	Description
T005 39 095 99	WBTS35ECL	Electric Screwdriver with lever start and 8-pin interface cable, connecting cable 2,5 m

WBTS12P Electric Screwdriver

- Push to start
- Torque setting via clutch spring compression



Order-No.	Model	Description
T005 39 092 99	WBTS12P	Electric Screwdriver push to start and 8-pin interface cable, connecting cable 2,5 m

WBTS35P Electric Screwdriver

- Push to start
- Torque setting via clutch spring compression



Order-No.	Model	Description
T005 39 094 99	WBTS35P	Electric Screwdriver push to start and 8-pin interface cable, connecting cable 2,5 m

WAH12 Angle head

- Especially for tight work spaces



Order-No.	Model	Description
T005 87 677 01	WAH12	90° Angle head for WBTS12L

WAH35 Angle head

- Especially for tight work spaces



Order-No.	Model	Description
T005 87 677 02	WAH35	90° Angle head for WBTS35L

WBAL Balancer

- Working load limit from 0,4 to 1,0 kg



Order-No.	Model	Description
T005 87 677 03	WBAL	Balancer



WCAB5M Connecting cable

- Flexible connecting cable

Order-No.	Model	Description
T005 87 677 04	WCAB5M	Connecting cable 5 m, 8-pin



WCAB5MS Connecting cable

- Flexible connecting cable with twist

Order-No.	Model	Description
T005 87 677 05	WCAB5MS	Connecting cable with twist 5 m, 8-pin



WTT5 Torque tester

- Tester for screwdriver calibration
- 3 units of torque measurements
- Automatic shut down
- 2 Display mode selectable
- Battery powered or power supply

Order-No.	Model	Description
T005 87 677 06	WTT5	Torque tester from 0,2 until 5 Nm

Suitable Bits and Drive

Phillips®-Bits


■ 1/4" Hex Insert Bits - Limited Clearance



Order-No.	Point Size	Overall Length		Turned Length (A)		Turned OD (B)	
		Inch	mm	Inch	mm	Inch	mm
446-0X	0	1	25	7/16	11	0,108	4,06
446-1X	1	1	25	7/16	11	0,108	4,06
446-2X	2	1	25	7/16	11	0,108	4,06

Pozidriv® Bits

■ 1/4" Hex Insert Bits



Order-No.	Point Size	Overall Length		Turned Length (A)		Turned OD (B)	
		Inch	mm	Inch	mm	Inch	mm
440-1-PZDX	1	1	25				
440-2-PZDX	2	1	25				
440-215-PZDX	2	1 1/2	38				
440-22-PZDX	2	2	51				
440-3-PZDX	3	1	25				
440-4-PZDX	4	1 1/4	32				
446-1-PZDX *	1	1	25	7/16	11	0,18	4,6
446-2-PZDX *	2	1	25	7/16	11	0,18	4,6

Slotted Bits

- 1/4" Hex Insert Bits - Limited Clearance



Order-No.	Screw Size	Length		Blade Thickness		Blade Width	
		Inch	mm	Inch	mm	Inch	mm
445-000X	1F-2R	1	25	,021	,53	,125	3,2
445-00X	2F-3R	1	25	,025	,64	,140	3,6
445-0X	3F-4R	1	25	,030	,76	,154	3,9
445-10X	4F-5R	1	25	,034	,86	,185	4,7
445-20X	5F-6R	1	25	,036	,91	,216	5,5
445-30X	6F-7R	1	25	,038	,97	,248	6,3

Torx® Bits

- 1/4" Hex Insert Bits



Order-No.	Point Size	Overall Length	
		Inch	mm
440-TX-05X	T-5	1	25
440-TX-06X	T-6	1	25
440-TX-07X	T-7	1	25
440-TX-08X	T-8	1	25
440-TX-09X	T-9	1	25
440-TX-10X	T-10	1	25
440-TX-15X	T-15	1	25
440-TX-20X	T-20	1	25
440-TX-25X	T-25	1	25
440-TX-27X	T-27	1	25
440-TX-30X	T-30	1	25
440-TX-40X	T-40	1	25

Suitable Bits and Drive

Socket Head Bits

■ 1/4" Hex Insert Bits - Metric



Order-No.	Point Size	Overall Length	
		Inch	mm
185-1.5MM	1,5 mm	1	25
185-2MM	2,0 mm	1	25
185-2.5MM	2,5 mm	1	25
185-3MM	3,0 mm	1	25
185-4MM	4,0 mm	1 5/16	33
185-5MM	5,0 mm	1 5/16	33
185-6MM	6,0 mm	1 5/16	33
185-7MM	7,0 mm	1 1/4	32
185-8MM	8,0 mm	1 1/4	32
185-9MM	9,0 mm	1 1/4	32
185-10MM	10,0 mm	1 1/4	32

Bit Holder

■ Hex Drive for 1/4" Hex Inserts



Order-No.	Size	Overall Length mm
M-490-2	2	51 Magnetic
M-490-NR	2 31/32	75 Magnetic; No lock ring
M-490	2 31/32	75 Magnetic
M-497	3 3/32	Magnetic; 3/8" (9,5 mm) reduced dia.

Slotted Drive

■ 1/4" Hex Power Drive



Order-No.	Screw Size	Length		Blade Thickness		Blade Width / Body Ø	
		Inch	mm	Inch	mm	Inch	mm
320-000X	1F-2R	1 15/16	49	,022	,56	,155	3,10
326-000X	1F-2R	2 3/4	70	,022	,56	,155	3,10
320-00X	2F-3R	1 15/16	49	,026	,66	,134	3,40
326-00X	2F-3R	2 3/4	70	,026	,66	,134	3,40
320-0X	3F-4R	1 15/16	49	,030	,76	,151	3,84
326-0X	3F-4R	2 3/4	70	,030	,76	,151	3,84
320-1X	4F-6R	1 15/16	49	,034	,86	,187	4,75
326-1X	4F-5R	2 3/4	70	,034	,86	,187	4,75
320-20X	5F-6R	1 15/16	49	,036	,91	,215	5,46
326-20X	5F-6R	2 3/4	70	,036	,91	,215	5,46
320-2X	5F-6R	1 15/16	49	,036	,91	,250	6,35
326-2X	5F-6R	2 3/4	70	,036	,91	,250	6,35

Suitable Bits and Drive

Socket Head Drive

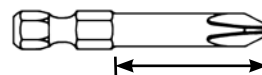
■ 1/4" Hex Power Drive - Metric



Order-No.	Point Size	Overall Length	
		Inch	mm
AM-1.5MM	1,5 mm	1 15/16	49
AM-2MM	2,0 mm	1 15/16	49
AM-2.5MM	2,5 mm	1 15/16	49
AM-3MM	3,0 mm	1 15/16	49
AM-3MM-3	3,0 mm	3	76
AM-3MM-4	3,0 mm	4	102
AM-4MM	4,0 mm	1 15/16	49
AM-5MM	5,0 mm	1 15/16	49
AM-5MM-4	5,0 mm	4	102
AM-6MM	6,0 mm	1 15/16	49
AM-6MM-4	6,0 mm	4	102
AM-7MM	7,0 mm	1 15/16	49
AM-8MM	8,0 mm	1 15/16	49
AM-10MM	10,0 mm	1 15/16	49

Pozidriv®-Klingen

■ 1/4" Hex Power Drive



Order-No.	Size	Overall Length		Body Ø		Turned Length	
		Inch	mm	Inch	mm	Inch	mm
491-PZDX	1	1 15/10	49	3/10	4,6	1 1/4	32
491-A-PZDX	1	2 3/4	70	3/16	48	2	51
492-PZDX	2	1 15/16	49	1/4	6,4	1 1/4	32
492-A-PZDX	2	2 3/4	70	1/4	6,4	2	51
493-PZDX	3	1 15/16	49	5/16	7,9	1	25
493-A-PZDX	3	2 3/4	70	5/16	7,9	1 3/4	44

Torx® Drive

■ 1/4" Hex Power Drive

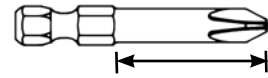


Order-No.	Driver Size	Body Ø mm	Overall Length	
			Inch	mm
49-TX-05	T5	3,0	1 15/16	49
49-A-TX-05	T-5	3,0	2 3/4	70
49-TX-06	T-6	3,0	1 15/16	49
49-A-TX-06	T-6	3,0	2 3/4	70
49-TX-07	T-7	3,0	1 15/16	49
49-A-TX-07	T-7	3,0	2 3/4	70
49-A-TX-08	T-8	3,0	2 3/4	70
49-TX-09	T-9	3,0	1 15/16	49
49-A-TX-09	T-9	3,0	2 3/4	70
49-TX-10	T-10	3,8	1 15/16	49
49-A-TX-10	T-10	3,8	2 3/4	70
49-TX-15	T-15	3,8	1 15/16	49
49-A-TX-15	T-15	3,8	2 3/4	70
49-TX-20	T-20	4,3	1 15/16	49
49-A-TX-20	T-20	4,3	2 3/4	70
49-TX-25	T 25	4,0	1 15/16	49
49-B-TX-25	T-25	4,9	3 1/2	89
49-TX-27	T-27	5,5	1 15/16	49
49-B-TX-27	T 27	5,5	3 1/2	89
49-TX-30	T-30	6,0	1 15/16	49
49-B-TX-30	T-30	6,0	3 1/2	89
49-TX-40	T 40	7,8	1 15/16	49
49-B-TX-40	T-40	7,8	3 1/2	89

Suitable Bits and Drive

Phillips® Drive

■ 1/4" Hex Power Drive



Order-No.	Point Size	Overall Length		Body Ø		Turned Length	
		Inch	mm	Inch	mm	Inch	mm
4910X	0	1 15/16	49	1/8	3,2	1 1/4	32
4910-AX	0	2 3/4	70	1/8	3,2	2	51
491X	1	1 15/16	49	3/16	4,8	1 1/4	32
491-AX	1	2 3/4	70	3/16	4,8	2	51
492X	2	1 15/16	49	1/4	6,4	1 1/4	32
492-AX	2	2 3/4	70	1/4	6,4	2	51
493X	3	1 15/16	49	5/16	7,9	1	25
493-AX	3	2 3/4	70	5/16	7,9	1 3/4	44



Dispensers, Syringes Adapters, Needles

Less is more ...





Easy handling

- reduced sources of errors due to manual control
- dispensing time via potentiometer
- protection against pollution
- vacuum technology for drop stop



Easy equipment selection

- the adequate dispenser for every application
- 2 versions of dispenser, 1 or 2 channel
- tremendous economy of consumables
- quick overview and selection of accessories

KDS824A

- Shot time duration adjustable from 0,01 to 99,99 seconds
- Vacuum feature prevents dripping
- Electrically actuated foot pedal
- One channel without time controlled air



Order No.	Model	Description
0053163699	KDS824A	Deluxe Shot Meter 230V/120V

KDS834A

- Hot time duration adjustable from 0,01 to 99,99 seconds
- Vacuum feature prevent dripping
- Electrically actuated foot pedal



Order No.	Model	Description
0053165699	KDS834A	Economy Shot Meter 230V/120V

KDS806V

- Basic ON-OFF function
- Foot actuated for excellent ergonomics
- Works on compressed air input only, no electricity required
- 0-100 PSI regulator and gauge
- Vacuum feature prevents dripping




Order No.	Model	Description
KDS806V	KDS806V	Foot Valve with Vacuum

Wands

KDS301

- Attaches to the air accessory port of the KDS824A
- A finger control on the wand allows an easily pick up of small components
- Comes with three sizes of conductive suction cups KDS260S (3,2 mm), KDS260M (6,3 mm), KDS260L (9,5 mm)



Order No.	Model	Description
KDS301	KDS301	Vacuum Pick-up Wand

Spare Parts Suction Cups KDS301

Order No.	Model	Description
KDS260S	KDS260S	Suction Cup Small 3,2 mm for KDS301
KDS260M	KDS260M	Suction Cup Medium 6,3 mm for KDS301
KDS260L	KDS260L	Suction Cup Large 9,5 mm for KDS301

Syringe Adapters



- Unique design works with all manufacturer's syringes
- 360° swivel on adapter head for ease of motion
- Use with single component, two part, self-leveling and non-self-leveling materials

Syringe Adapters

Metal Adapters Assemblies (universal)

- Metal syringe adapter with 6" (2 m) air line and fitting
- Plugs directly into any shot meters
- Fittes all syringes usual in trade



Order No.	Size	Airline Diameter		Pack quantity
		Inch	mm	
KDS805S6	5CC	3/32"	2,4	1
KDS810S6	10CC	3/32"	2,4	1
KDS830S6	30CC	3/32"	2,4	1

Plastic Adapters Assemblies

- Plastic adapter head with 6" (2 m) air line and fitting
- for Kahnetics syringes only



Order No.	Size	Airline Diameter		Pack quantity
		Inch	mm	
KDS510S6	10CC	3/32"	2,4	1
KDS530S6	30CC	3/32"	2,4	1

Miscellaneous Accessories



Order No.	Description
KDS816	Syringe Holder Stand

Needles



Stainless Steel Plastic Hub Dispensing Needles

Order No.	Description	Gauge	Inside Ø Zoll mm	Outside Ø Zoll mm	Length Zoll mm	Colour	Pack quantity
KDS1412P	Threaded Hub Needle	14	0,067 1,70	0,083 2,11	1/2 12,70	dark green	50
KDS141P	Threaded Hub Needle	14	0,067 1,70	0,083 2,11	1 25,40	dark green	50
KDS1512P	Threaded Hub Needle	15	0,060 1,52	0,072 1,83	1/2 12,70	orange	50
KDS1612P	Threaded Hub Needle	16	0,053 1,35	0,064 1,63	1/2 12,70	purple	50
KDS161P	Threaded Hub Needle	16	0,053 1,35	0,064 1,63	1 25,40	purple	50
KDS16112P	Threaded Hub Needle	16	0,053 1,35	0,064 1,63	1 1/2 38,10	purple	50
KDS1712P	Threaded Hub Needle	17	0,045 1,14	0,060 1,52	1/2 12,70	purple	50
KDS1812P	Threaded Hub Needle	18	0,038 0,97	0,050 1,27	1/2 12,70	pink	50
KDS181P	Threaded Hub Needle	18	0,038 0,97	0,050 1,27	1 25,40	pink	50
KDS1912P	Threaded Hub Needle	19	0,032 0,81	0,042 1,07	1/2 12,70	brown	50
KDS191P	Threaded Hub Needle	19	0,032 0,81	0,042 1,07	1 25,40	brown	50
KDS2012P	Threaded Hub Needle	20	0,026 0,66	0,035 0,89	1/2 12,70	yellow	50
KDS201P	Threaded Hub Needle	20	0,026 0,66	0,035 0,89	1 25,40	yellow	50
KDS2112P	Threaded Hub Needle	21	0,023 0,58	0,032 0,89	1/2 12,70	green	50
KDS2212P	Threaded Hub Needle	22	0,019 0,48	0,028 0,71	1/2 12,70	black	50
KDS221P	Threaded Hub Needle	22	0,019 0,48	0,028 0,71	1 25,40	black	50
KDS2312P	Threaded Hub Needle	23	0,017 0,43	0,025 0,64	1/2 12,70	light blue	50
KDS2512P	Threaded Hub Needle	25	0,012 0,30	0,020 0,51	1/2 12,70	lblue	50
KDS3012P	Threaded Hub Needle	30	0,006 0,15	0,012 0,30	1/2 12,70	lavender	50
KDS660	Pieces Needle Kit						500
KDSSAMPLEPACK	Needle Sample Pack						5

Packages 1.000 pcs. on request



Tapered Tip Needles

Order No.	Description	Gauge	Inside Ø		Colour	Pack quantity
			Zoll	mm		
KDS14TNP	Taper Tip Needle	14	0,063	1,60	salmon	50
KDS16TNP	Taper Tip Needle	16	0,048	1,22	grey	50
KDS18TNP	Taper Tip Needle	18	0,034	0,86	green	50
KDS20TNP	Taper Tip Needle	20	0,024	0,61	pink	50
KDS22TNP	Taper Tip Needle	22	0,017	0,43	blue	50

Miscellaneous Accessories

Order No.	Description	Pack quantity
KDS825	Panel Mount Coupler	1
KDS900	Male Connector large Barb	5
KDS901	Female Connector for KDS301	1
TAL332CH	Air-line for syring adapter	1
APC5132CM	Air-line for KDS301	1

GERMANY
WellerTools GmbH
Carl-Benz-Straße 2, 74354 Besigheim
Tel.: +49 (0) 7143 580-0, Fax: +49 (0) 7143 580-108

GREAT BRITAIN
Apex Tool UK Limited
4th Floor Pennine House,
Washington, Tyne & Wear, NE37 1LY
Tel: +44 (0191) 419 7700, Fax: +44 (0191) 417 9421

FRANCE
Apex Tool Group S.A.S.
25 Avenue Maurice Chevalier B.P. 46,
77832 Ozoir-la-Ferrière Cedex
Tel: +33 (0) 160.18.55.40, Fax: +44 (0) 164 64.40.33.05

ITALY
Apex Tool S.r.l.
Viale Europa 80, 20090 Cusago (MI)
Tel: +39 (02) 9033101, Fax: +39 (02) 90394231

SWITZERLAND
Apex Tool Switzerland Sàrl
Rue de la Roselière 8, 1400 Yverdon-les-Bains
Tel: +41 (024) 426 12 06, Fax: +41 (024) 425 09 77

USA
Apex Tool Group, LLC
14600 York Rd. Suite A
Sparks, MD 21152
Tel.: +1 (800) 688-8949, Fax: +1 (800) 234-0472

CANADA
Apex Tools – Canada
164 Innisfil Street, Barrie Ontario, Canada L4N 3E7
Tel: +1 (705) 728 5564, Fax: +1 (800) 403 8665

CHINA
Apex Tool Group
A-8 building, No. 38 Dongsheng Road,
Heqing Industrial Park, Pudong
Shanghai PRC 201201
Tel: + 86 (21) 60880288, Fax: +86 (21) 60880289

AUSTRALIA
Apex Tools
P.O. Box 366, 519 Nurigong Street,
Albury, N.S.W. 2640, Australia
Tel: +61 (2) 6058-0300, Fax: +61 (2) 6021-7403